

# FLOS

05.5832.40 White

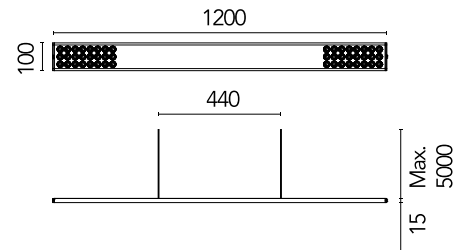
## Workmates Suspension Down Full Spectrum Non Dimmable

Designed by FLOS Architectural, 2023



25W - 2611lm - 4000K - CRI> 98 - Beam° 66

Suspension luminaire. Down emission. High-efficiency light source. Driver not included (accessory kit for remote or surface driver). Adjustable suspension height. Mechanical union module available for modular lines for various units. UGR<19. EN12464 - cd/m<sup>2</sup> @ 65°<3000 compliant. Casambi, maximum distance between fixtures: 50m.



Are you a professional and your project needs consulting and support?

[BOOK AN APPOINTMENT](#)

### Main specifications

Mounting	Suspension
Environments	Indoor dry location
Light source type	LED
Light sources included	yes
LED type	Top LED
Number of lamps	1
Power (W)	25
Source flux (lm)	3146
Lumen Output (lm)	2611

### Physical

Colour	White
Cord colour	White
Net weight (kg)	1.95
IP internal	20

### Download

[Mounting instructions](#) PDF

### Photometric Files

[ULD](#) ULD

[LDT / IES](#) ZIP

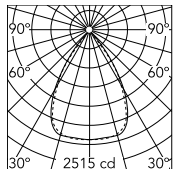
### Technical Drawings

[2D](#) ZIP

[3D](#) ZIP



## Schematic light drawing



Beam Angle: 66°

h(m)	E(lx)	D(m)
1	2512	1.31
2	628	2.61
3	279	3.92
4	157	5.23
5	100	6.54

Luminous flux Luminaire  
2611 lm

## Photometric


Lighting type	Total
Light distribution	Symmetric
CCT (K)	4000
CRI>	98
Rf fidelity index	97
Rg gamut index	101
LED Life / Failure Ratio	L80B50>60.000h_Tc85°C
Beam angle C0-180 (°)	66
Beam angle C90-270 (°)	65
Extreme cut off	Yes
UGR <sub>L</sub>	<16

## Electrical

Main voltage (Vac)	220-240
LED current (mA)	700
Power supply	Remote
Dimmable	No
Power supply type	Non Dimmable
Dimming interface	Not Dimmable

## Ecodesign and Energy Labelling

This product contains a light source of energy efficiency class **G**



## Accessories & Power Supply



REQUIRED  
Power supply

Installation

08.0900.14

Remote Power Supply Kit for  
Workmates Suspension Down -  
Non dimmable



REQUIRED  
Power supply

Installation

08.0900.AP

Remote Power Supply Kit for  
Workmates Suspension Down -  
Non dimmable



REQUIRED  
Power supply

Installation

08.0900.40

Remote Power Supply Kit for  
Workmates Suspension Down -  
Non dimmable



REQUIRED  
Power supply

Installation

08.0903.AP

Remote Power Supply Kit for  
Workmates Suspension Down -  
Dimmable Dali



REQUIRED  
Power supply

Electrical

08.0913.40

Surface Power Supply Kit for  
Workmates Suspension Down -  
Dimmable Dali



REQUIRED  
Power supply

Installation

08.0903.14

Remote Power Supply Kit for  
Workmates Suspension Down -  
Dimmable Dali



REQUIRED  
Power supply

08.0923.40

Recessed Power Supply Kit for  
Workmates Suspension Down -  
Dimmable Dali



REQUIRED  
Power supply

Installation

08.0903.40

Remote Power Supply Kit for  
Workmates Suspension Down -  
Dimmable Dali



REQUIRED  
Power supply

Electrical

08.0910.AP

Surface Power Supply Kit for  
Workmates Suspension Down -  
Non Dimmable



REQUIRED  
Power supply

Electrical

08.0910.14

Surface Power Supply Kit for  
Workmates Suspension Down -  
Non Dimmable



REQUIRED  
Power supply

08.0923.AP

Recessed Power Supply Kit for  
Workmates Suspension Down -  
Dimmable Dali



REQUIRED  
Power supply

08.0923.14

Recessed Power Supply Kit for  
Workmates Suspension Down -  
Dimmable Dali



REQUIRED  
Power supply

Electrical

08.0910.40

Surface Power Supply Kit for  
Workmates Suspension Down -  
Non Dimmable



REQUIRED  
Power supply

Electrical

08.0913.AP

Surface Power Supply Kit for  
Workmates Suspension Down -  
Dimmable Dali



REQUIRED  
Power supply

Electrical

08.0913.14

Surface Power Supply Kit for  
Workmates Suspension Down -  
Dimmable Dali