

FLOS

05.6306.14.DA Black

Workmates In-Track Large High Efficiency Dali

NEW

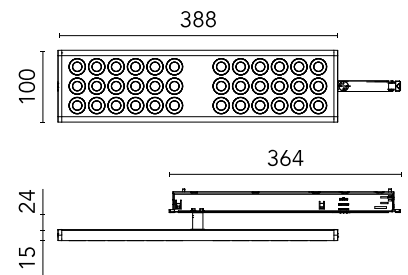
Designed by FLOS Architectural, 2023



Luminaire for use on a three-phase track. High-quality colour rendering Full Spectrum light source. Also available in The Running Magnet version. This can rotate by 360° on the axis of its rear arm to reach any position relative to the track (from parallel to perpendicular). UGR<19. EN12464 - cd/m² @ 65°<3000 compliant.

Are you a professional and your project needs consulting and support?

BOOK AN APPOINTMENT



Main specifications

| | |
|------------------------|---------------------|
| Mounting | Track |
| Environments | Indoor dry location |
| Light source type | LED |
| Light sources included | Yes |
| LED type | Top LED |
| Lamp category | LED |
| Number of lamps | 1 |
| Power (W) | 20 |
| System power (W) | 22 |
| Source flux (lm) | 3080 |
| Lumen Output (lm) | 2278 |
| Efficacy (lm/W) | 103 |

Physical

| | |
|-----------------|-------|
| Colour | Black |
| Orientation | Fixed |
| Rotation (°) | 360 |
| Net weight (kg) | 0.86 |
| IP internal | 20 |

Download

Mounting instructions [↓ PDF](#)

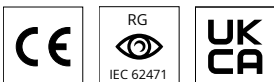
Photometric Files

LDT / IES [↓ ZIP](#)

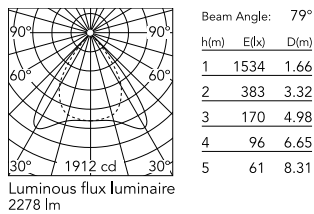
Technical Drawings

2D [↓ ZIP](#)

3D [↓ ZIP](#)



Schematic light drawing



Photometric

| | |
|--------------------------|-----------------------|
| Lighting type | Direct |
| Light distribution | Asymmetric |
| CCT (K) | 3500 |
| CRI> | 90 |
| McAdam steps (SDCM) | 3 |
| Rf fidelity index | 89 |
| Rg gamut index | 106 |
| LED Life / Failure Ratio | L80B50>60.000h_Tc85°C |
| Beam angle C0-180 (°) | 79 |
| Beam angle C90-270 (°) | 65 |
| Extreme cut off | No |

Electrical

| | |
|--------------------|---------------------------------------|
| Insulation class | II |
| Frequency (Hz) | 50/60 |
| Main voltage (Vac) | 220-240 |
| LED current (mA) | 500 |
| Power supply | Integrated |
| Dimmable | Yes |
| Power supply type | Dimmable DALI 2 |
| Dimming range (%) | 1-100 |
| Dimming interface | Remote Dimmable (Dimmer Not Included) |

Ecodesign and Energy Labelling

This product contains a light source of energy efficiency class G



Notes

High Efficiency LEDs let you choose LEDs with a better "binning" so you can have an even higher lm/W ratio (contact us for special orders).
Before placing your order, please consult the product details also on the catalogue, in its technical data sheet and in the installation and assembly instructions to find all the information that may not be included in this site or that could be relevant to your specific project or installation.