


# FLOS

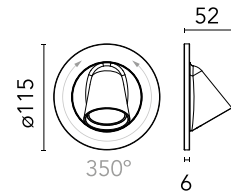
 F010A30H018 Deep Brown

## Wallstick

Designed by Antonio Citterio, 2019



LED light source included. Head adjustable 350° on the vertical axis. Remote 24V electrical power unit sold separately. Unit comes with two 200-mm-long outgoing power cables and a kit for IP-rated connection. The power supply may be installed remotely (installation box not necessary) or housed behind the unit with the optional installation box.



Are you a professional and your project needs consulting and support?

[BOOK AN APPOINTMENT](#)

### Main specifications

EAN	8054793204871
Mounting	Wall
Environments	Outdoor wet location
Light source type	LED
Light sources included	Yes
LED type	Power LED
Number of lamps	1
Power (W)	3
System power (W)	2.5
Lumen Output (lm)	199

### Physical

Colour	Deep Brown
Trim	No
Orientation	Adjustable
Rotation (°)	350
Net weight (kg)	0.42
Package height (mm)	87
Package width (mm)	137
Package length (mm)	142
IP internal	66
Drive Over	No

### Download

Mounting instructions [↓ ZIP](#)

### Photometric Files

LDT / IES [↓ ZIP](#)

### Technical Drawings

2D [↓ ZIP](#)

3D [↓ ZIP](#)

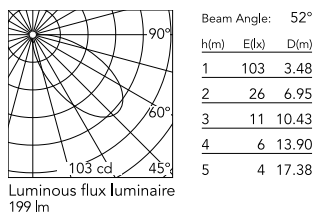


### Ecodesign and Energy Labelling

This product contains a light source of energy efficiency class E



## Schematic light drawing



### Photometric

Lighting type	Direct
Light distribution	Symmetric
CCT (K)	3000
CRI>	80
Beam angle C0-180 (°)	52
Beam angle C90-270 (°)	52

### Electrical

Insulation class	III
Frequency (Hz)	50/60
Main voltage (Vac)	24
Power supply	Remote excluded
Dimmable	Yes
Power supply type	Non Dimmable, Dimmable DALI PWM
Dimming interface	Remote Dimmable (Dimmer Not Included)
Emergency	No

### Notes

We recommend using a connection system with a degree of protection greater than or equal to the degree of protection of the luminaire.

During the installation and the maintenance of the fixtures it is important to be careful and avoid damages on the paint coating.

Damages on the coating exposed to outdoor conditions or water, could cause corrosion.

Chemical substances affect the anticorrosion covering protection.

For LED fixtures, there is evidence that most of the damages are connected to electrical effects related to the insulations, which cause destructive electrical discharges

These effects are frequently caused by:

- over voltage coming from the mains' network where fixture is connected.
- electrostatic discharge (ESD) coming from the environment.

The use of a protective device against the overvoltage on the electrical installation is warmly suggest this helps to reduce the intensity of some of these phenomenon and prevent irreversible damages. The selection of the type of device to be used must be adjust on the electrical plant.

## Accessories & Power Supply



REQUIRED  
Power supply

F990B03A000

POWER SUPPLY 24V PWM WITH DALI CONTROL INTERFACE IP67 CLASS II. Vin 120-270Vac 35W



REQUIRED  
Accessory

F990C050000

2 way terminal block 2 poles IP68 H2O stop. (Ø4÷6,9mm cable)



REQUIRED  
Power supply

RF25757

Power supply 24V 10W / 110-240V IP67 Class II selv.\_Non Dimmable



REQUIRED  
Power supply

RF25747

Power supply 24V 10W /110-240V IP20 Class II selv. Non Dimmable



REQUIRED  
Power supply

RF25748

Power Supply dual function C.V. Vout 24Vdc 8W, Vin 220÷240V C.C. Iout 350mA: 8W, Vin 220÷240V IP 65 Class II Selv. NON Dimmable



REQUIRED

F990B34A000

Power Supply dual function C.V. Vout 24Vdc 8W, Vin 220÷240V C.C. Iout 350mA: 8W, Vin 220÷240V IP 20 Class II Selv. NON Dimmable



REQUIRED  
Power supply

F990B00A000

CONTROL INTERFACE 24V PWM - 1..10V IP67 CLASS III. VIN 24Vdc 120W (POWER SUPPLY NOT INCLUDED)



REQUIRED  
Power supply

F990B04A000

POWER SUPPLY 24V PWM WITH 1..10V CONTROL INTERFACE IP67 CLASS II. Vin 120-270Vac 70W



REQUIRED  
Power supply

F990B02A000  
POWER SUPPLY 24V PWM WITH  
1..10V CONTROL INTERFACE IP67  
CLASS II. Vin 120-270Vac 35W



REQUIRED  
Power supply

F990B01A000  
CONTROL INTERFACE 24V PWM -  
DALI IP67 CLASS III. Vin 24Vdc  
120W (POWER SUPPLY NOT  
INCLUDED)



REQUIRED  
Power supply

F990B28A000  
Power supply 24Vdc 50W / 220-  
240V IP67 Class I selv. Non  
Dimmable



REQUIRED  
Power supply

F990B16A000  
POWER SUPPLY 24V PWM WITH  
PUSH CONTROL INTERFACE IP67  
CLASS II. Vin 120-270Vac 35W



REQUIRED  
Power supply

F990B17A000  
POWER SUPPLY 24V PWM WITH  
PUSH CONTROL INTERFACE IP67  
CLASS II. Vin 120-270Vac 70W



REQUIRED  
Power supply

F990B18A000  
CONTROL INTERFACE 24V PWM -  
PUSH IP67 CLASS III. Vin 24Vdc  
120W (POWER SUPPLY NOT  
INCLUDED)



REQUIRED  
Power supply

F990B27A000  
Power supply 24Vdc 70W / 220-  
240V IP67 Class I selv. Non  
Dimmable



REQUIRED  
Power supply

F990B23AZ00  
Power supply 24Vdc 35W /120-  
270V IP67 Class II selv.



**REQUIRED**  
Accessory

F990H010000

Recessed 3-module junction box  
(model 503)



**OPTIONAL**  
Power supply

F990B05A000

POWER SUPPLY 24V PWM WITH  
DALI CONTROL INTERFACE IP67  
CLASS II. Vin 120-270Vac 70W