

FLOS

09.4871.30CDA White

UT Spot Ceiling Ø 86 Dali Version

Designed by FLOS Architectural, 2017

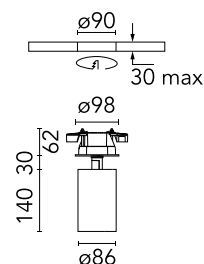


LED - LED array - 27.8W - 2176lm - 4000K - CRI> 90 - Beam° 24

Spotlight to be installed on ceiling with LED light source. 220-240V, 50-60Hz remote power supply included.

Are you a professional and your project needs consulting and support?

[BOOK AN APPOINTMENT](#)



Main specifications

Mounting	Ceiling surface
Environments	Indoor dry location
Light source type	LED
Light sources included	Yes
LED type	LED array
Lamp category	LED
Number of lamps	1
Power (W)	27.8
System power (W)	32.4
Source flux (lm)	3506
Lumen Output (lm)	2176

Physical

Colour	White
Trim	Yes
Orientation	Adjustable
Rotation (°)	360
Longitudinal tilting (°)	90
Spot diameter (mm)	86
Net weight (kg)	1.18
IP internal	20

Download

[Mounting instructions](#) PDF

[Mounting instructions](#) PDF

Photometric Files

[LDT / IES](#) ZIP

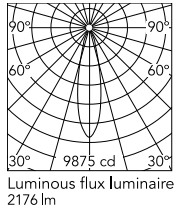
Technical Drawings

[2D](#) ZIP

[3D](#) ZIP



Schematic light drawing



Beam Angle: 24°

h(m)	E(lx)	D(m)
1	9875	0.43
2	2469	0.86
3	1097	1.28
4	617	1.71
5	395	2.14

9875 cd

Photometric

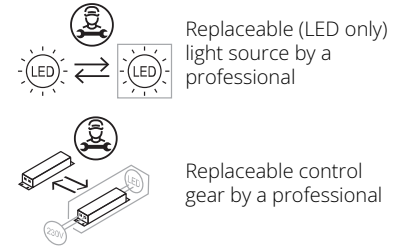
Lighting type	Direct
Light distribution	Symmetric
CCT (K)	4000
CRI>	90
Beam angle C0-180 (°)	24
Beam angle C90-270 (°)	24
Extreme cut off	No
UGR _L	<10

Electrical

Insulation class	II
Frequency (Hz)	50/60
Main voltage (Vac)	220-240
Power supply	Remote included
Dimmable	Yes
Power supply type	Dimmable DALI 2
Dimming interface	Remote Dimmable (Dimmer Not Included)

Ecodesign and Energy

Labelling



Accessories & Power Supply



OPTIONAL
Accessory

Optical

08.8410.00

Holding ring




OPTIONAL
Accessory

Optical

08.8411.00

Screening crosspiece



OPTIONAL
Accessory

Optical

08.8163.68

Elliptical lens



OPTIONAL
Accessory

Optical

08.8175.68

Flood lens



OPTIONAL
Accessory

Optical

08.8495.14

Honeycomb