

FLOS

09.4513.30C White

UT Downlight Trim Ø 57 Non Dimmable

UPGRADE

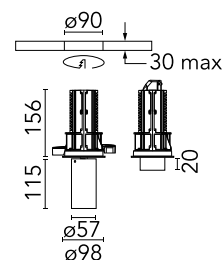
Designed by FLOS Architectural, 2017



Recessed luminaire with LED light source. 220-240V, 50-60Hz remote power supply included.

Are you a professional and your project needs consulting and support?

BOOK AN APPOINTMENT



Main specifications

Mounting	Ceiling recessed
Environments	Indoor dry location
Light source type	LED
Light sources included	Yes
LED type	LED array
Lamp category	LED
Number of lamps	1
Power (W)	11.7
System power (W)	14.1
Source flux (lm)	1655.07
Lumen Output (lm)	1067

Physical

Colour	White
Trim	No
Orientation	Adjustable
Rotation (°)	360
Longitudinal tilting (°)	90
Net weight (kg)	0.73
IP internal	20

Download

Mounting instructions [↓ PDF](#)


Photometric Files

LDT / IES [↓ ZIP](#)

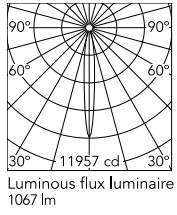
Technical Drawings

2D [↓ ZIP](#)

3D [↓ ZIP](#)



Schematic light drawing



Beam Angle: 11°

h(m)	E(lx)	D(m)
1	11957	0.19
2	2989	0.39
3	1329	0.58
4	747	0.77
5	478	0.97

Luminous flux luminaire
1067 lm

Photometric

Light distribution	Symmetric
CCT (K)	3000
CRI>	90
Beam angle C0-180 (°)	11
Beam angle C90-270 (°)	11
Extreme cut off	No
UGR _L	<10

Electrical

Insulation class	II
Frequency (Hz)	50/60
Main voltage (Vac)	220-240
Power supply	Remote included
Dimmable	No
Power supply type	Non Dimmable

Notes

Screening crosspiece, lenses and honeycomb directly installable on the head of the luminaire without needing any fastening accessory.

Accessories & Power Supply



OPTIONAL
Accessory

Optical

08.0526.00

Snoot shielding cone



OPTIONAL
Accessory

Optical

08.8428.00

Honeycomb



OPTIONAL
Accessory

Optical

08.8429.00

Screening crosspiece



OPTIONAL
Accessory

Optical

08.8431.00

Elliptical lens



OPTIONAL
Accessory

Optical

08.8432.00

Flood lens



OPTIONAL
Accessory

Optical

08.0526.40

Snoot shielding cone



OPTIONAL
Accessory

Optical

08.0526.BW

Snoot shielding cone