

# FLOS

09.4925.30C White

## UT Downlight No Trim Ø 86 Non Dimmable

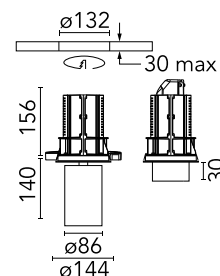
Designed by FLOS Architectural, 2017



Recessed luminaire with LED light source. 220-240V, 50-60Hz remote power supply included.

Are you a professional and your project needs consulting and support?

[BOOK AN APPOINTMENT](#)



### Main specifications

Mounting	Ceiling recessed
Environments	Indoor dry location
Light source type	LED
Light sources included	Yes
LED type	LED array
Lamp category	LED
Number of lamps	1
Power (W)	22.1
System power (W)	25.3
Source flux (lm)	2767
Lumen Output (lm)	1945

### Physical

Colour	White
Trim	No
Orientation	Adjustable
Rotation (°)	360
Longitudinal tilting (°)	90
Net weight (kg)	0.94
IP internal	20

### Download

[Mounting instructions](#)  PDF

### Photometric Files

[LDT / IES](#)  ZIP

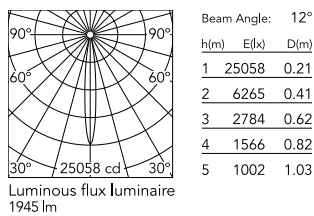
### Technical Drawings

[2D](#)  ZIP

[3D](#)  ZIP



## Schematic light drawing



### Photometric

Light distribution	Symmetric
CCT (K)	4000
CRI>	90
Beam angle C0-180 (°)	12
Beam angle C90-270 (°)	12
Extreme cut off	No
UGR <sub>L</sub>	<10

### Electrical

Insulation class	II
Frequency (Hz)	50/60
Power supply	Remote included
Dimmable	No
Power supply type	Non Dimmable

### Notes

Pre-installation frame must be ordered separately. Screening crosspiece, lenses and honeycomb directly installable on the head of the luminaire without needing any fastening accessory. Installation compatible with honeycomb + lense at the same time.

## Accessories & Power Supply



REQUIRED  
Frame

08.8995.14

Installation frame NO TRIM



REQUIRED  
Frame

08.8995.30

Installation frame NO TRIM



OPTIONAL  
Accessory

Optical

08.8410.00

Holding ring




OPTIONAL  
Accessory

Optical

08.8411.00

Screening crosspiece



OPTIONAL  
Accessory

Optical

08.8163.68

Elliptical lens



OPTIONAL  
Accessory

Optical

08.8175.68

Flood lens



OPTIONAL  
Accessory

Optical

08.8495.14

Honeycomb