

FLOS

09.4920.30A White

UT Downlight No Trim Ø 86 Non Dimmable

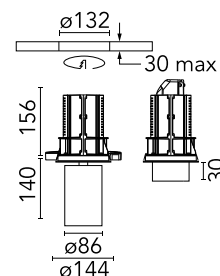
Designed by FLOS Architectural, 2017



Recessed luminaire with LED light source. 220-240V, 50-60Hz remote power supply included.

Are you a professional and your project needs consulting and support?

[BOOK AN APPOINTMENT](#)



Main specifications

Mounting	Ceiling recessed
Environments	Indoor dry location
Light source type	LED
Light sources included	Yes
LED type	LED array
Lamp category	LED
Number of lamps	1
Power (W)	27
Source flux (lm)	3214
Lumen Output (lm)	2155

Physical

Colour	White
Trim	No
Orientation	Adjustable
Rotation (°)	360
Longitudinal tilting (°)	90
Recessed depth (mm)	176
Net weight (kg)	0.94
IP internal	20
IP external	20

Download

[Mounting instructions](#)  PDF

Photometric Files

[LDT / IES](#)  ZIP

Technical Drawings

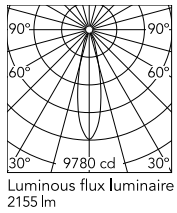
[2D](#)  ZIP

[3D](#)  ZIP

[Bim](#)  ZIP



Schematic light drawing



Beam Angle: 24°

h(m)	E(lx)	D(m)
1	9780	0.43
2	2445	0.86
3	1087	1.28
4	611	1.71
5	391	2.14

Photometric

Light distribution	Symmetric
CCT (K)	3000
CRI>	80
Beam angle C0-180 (°)	24
Beam angle C90-270 (°)	24
UGR _L	<10

Electrical

Insulation class	II
Frequency (Hz)	50/60
Forward voltage (V)	36
Power supply	Remote included
Dimmable	No
Power supply type	Non Dimmable
Emergency	No

Notes

Pre-installation frame must be ordered separately. Screening crosspiece, lenses and honeycomb directly installable on the head of the luminaire without needing any fastening accessory. Installation compatible with honeycomb + lense at the same time.

Accessories & Power Supply



REQUIRED
Frame

08.8995.14


Installation frame NO TRIM



REQUIRED
Frame

08.8995.30

Installation frame NO TRIM



OPTIONAL
Accessory

Optical

08.8163.68

Elliptical lens



OPTIONAL
Accessory

Optical

08.8175.68

Flood lens



OPTIONAL
Accessory

Optical

08.8410.00

Holding ring



OPTIONAL
Accessory

Optical

08.8411.00

Screening crosspiece



OPTIONAL
Accessory

Optical

08.8495.14

Honeycomb