

FLOS

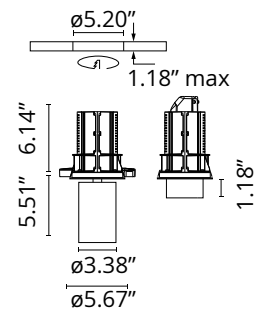
09.4922.14AGS Black

UT Downlight No Trim Ø 86

Designed by FLOS Architectural, 2017



The UT Spot is a family of high output indoor lights suitable for any application, from museum exhibitions to commercial premises and offices or residential environments. Remodel type IC rated employing remote drivers, for indoor use to be mounted on ceilings & displays, available in LED sources with choice of lumens, color temperature or beam in ELV& FF or 1-10V dimming versions. The UT Spot Downlight version can operate as downlight (up position) or as adjustable spotlight (down position). The optical housing of the product is in high-pressure injected aluminum, with white or black finishes.



Are you a professional and your project needs consulting and support?

[BOOK AN APPOINTMENT](#)

Main specifications

Mounting	Ceiling recessed
Environments	Indoor dry location
Light Source Type	LED
Light sources included	Yes
LED type	LED array
Number of lamps	1
Power (W)	27
Source flux (lm)	2656
System flux (lm)	1867

Physical

Color	Black
Trim	No
Orientation	Adjustable
Rotation (°)	360
Longitudinal tilting (°)	90
Net weight (lb)	1.63
Package volume (in)	428
IP internal	20

Download

- [Family spec sheet](#) ZIP
- [Mounting instructions](#) PDF

Photometric Files

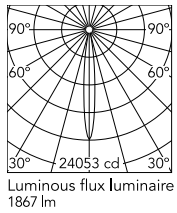
- [LDT / IES](#) ZIP

Technical Drawings

- [2D](#) ZIP
- [3D](#) ZIP



Schematic light drawing



h(m)	E(lx)	D(m)
1	24053	0.21
2	6013	0.41
3	2673	0.62
4	1503	0.82
5	962	1.03

Photometric

Lighting type	Direct
Light distribution	Symmetric
CCT (K)	3000
CRI>	90
Beam angle C0-180 (°)	12
Beam angle C90-270 (°)	12
UGR _L	<10

Electrical

Insulation class	III
Forward voltage (V)	36
LED current (mA)	750
Driver	Remote

Notes

Integral LED is not field replaceable. IC-rated downlight for direct insulation contact. Fixture is constant Current Low Voltage LED, Class 2. Just 1 accessory can be install at the time. For filter options contact Flos. 3500K available, but not cataloged. Consult factory for additional color temperatures.

Accessories & Power Supply



REQUIRED
Power supply

SP40W750MA-10V-A02

Splice Box 7"x3-5/8"x1-1/4"
750mA, 40W, 0-10V Dimmable,
120/277V



REQUIRED
Frame

08.8995.14


Installation frame NO TRIM



REQUIRED
Frame

08.8995.30

Installation frame NO TRIM



OPTIONAL
Accessory

Optical

08.8163.68

Elliptical lens



OPTIONAL
Accessory

Optical

08.8175.68

Flood lens



OPTIONAL
Accessory

Optical

08.8410.00

Holding ring



OPTIONAL
Accessory

Optical

08.8411.00

Screening crosspiece

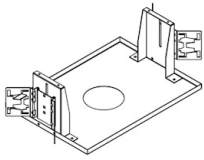


OPTIONAL
Accessory

Optical

08.8495.14

Honeycomb



OPTIONAL
Housing and Hanger Bar

TRAY-0020

Registration Tray - non electrical,
place holder for non IC new
construction, UT86 Trimless,
Ø5.25"