

# FLOS

SA.1006.6E100 Raw

## USO 900 Cove Lighting

LED - LED RGB - 21 x 3.6W - RGBK - CRI> RGB



Recessed soft ceiling luminaire. Direct lighting with LED lamps. See LED drivers.

Are you a professional and your project needs consulting and support?

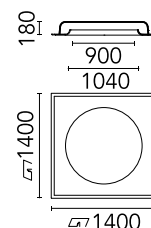
[BOOK AN APPOINTMENT](#)

### Main specifications

Mounting	Ceiling recessed
Environments	Indoor dry location
LED type	LED RGB
Lamp category	LED
Number of lamps	21
Power (W)	3.6
System power (W)	75.5

### Physical

Colour	Raw
Trim	No
Orientation	Fixed
Recessed depth (mm)	180
Length (mm)	1400
Net weight (kg)	40
IP internal	20



### Download

- [Mounting instructions](#) PDF
- [Mounting instructions](#) PDF

### Ecodesign and Energy Labelling



## Photometric

Lighting type	Direct
Light distribution	Symmetric
CCT (K)	RGB
CRI>	RGB
Extreme cut off	No

## Electrical

Forward voltage (V)	24
Power supply	Remote excluded
Dimmable	No

## Accessories & Power Supply



REQUIRED  
Power supply

Electrical

60.8268

LED power supply source for remote installation in 24V/240W electric control panel. 100/240V



REQUIRED  
Power supply

Electrical

60.9352

LED power supply source for remote installation in 24V/200W electric control panel. To avoid problems of overload it is recommended to install a power source every 185W. 100/240V.

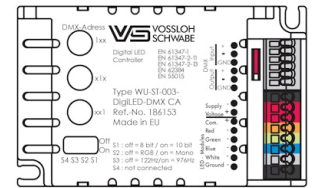


REQUIRED  
Power supply

Electrical

60.9443

Remote Power Supply Non Dimmable 24V. 100W. 220/240V

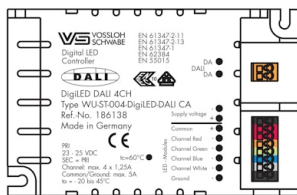


OPTIONAL  
Power supply

Electrical

06.1005.00E

DMX Master Interface Dimmable RGB

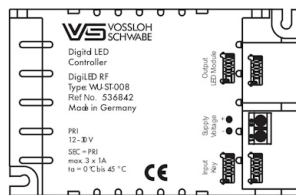


OPTIONAL  
Power supply

Electrical

06.1012.00E

DALI Master Interface Dimmable RGB

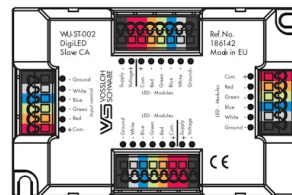


OPTIONAL  
Power supply

Electrical

06.1013.00E

Radio Frequency Master Interface Dimmable RGB



OPTIONAL  
Power supply

Electrical

06.1014.00E

RGB DALI, DMX & RF Slave Interface Dimmable



OPTIONAL  
Power supply

Electrical

60.9658

White&RGB Casambi Wireless Dimmable Interface