

FLOS

SA.1006.5E110 Raw

USO 900 Cove Lighting

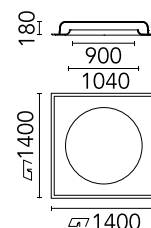
LED - LED Module - 21 x 3.6W - 3000K - CRI> 90 - Beam° 138



Recessed soft ceiling luminaire. Direct lighting with LED lamps. See LED drivers.

Are you a professional and your project needs consulting and support?

[BOOK AN APPOINTMENT](#)



Main specifications

Mounting	Ceiling recessed
Environments	Indoor dry location
LED type	LED Module
Lamp category	LED
Number of lamps	21
Power (W)	3.6
System power (W)	75.5
Source flux (lm)	7875

Physical

Colour	Raw
Trim	No
Orientation	Fixed
Recessed depth (mm)	180
Length (mm)	1400
Net weight (kg)	40
IP internal	20

Download

[Mounting instructions](#) PDF

[Mounting instructions](#) PDF

Photometric Files

[LDT / IES](#) ZIP

Technical Drawings

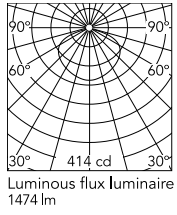
[3D](#) ZIP



Ecodesign and Energy Labelling



Schematic light drawing



h(m)	E(lx)	D(m)
1	414	5.23
2	104	10.45
3	46	15.68
4	26	20.90
5	17	26.13

Photometric

Lighting type	Direct
Light distribution	Symmetric
CCT (K)	3000
CRI>	90
Beam angle C0-180 (°)	138
Beam angle C90-270 (°)	138
Extreme cut off	No
UGR _L	<19

Electrical

Forward voltage (V)	24
Power supply	Remote excluded
Dimmable	No

Accessories & Power Supply



REQUIRED
Power supply

Electrical

60.8268

LED power supply source for remote installation in 24V/240W electric control panel. 100/240V



REQUIRED
Power supply

Electrical

60.9352

LED power supply source for remote installation in 24V/200W electric control panel. To avoid problems of overload it is recommended to install a power source every 185W. 100/240V.



REQUIRED
Power supply

Electrical

60.9443

Remote Power Supply Non Dimmable 24V. 100W. 220/240V



OPTIONAL
Accessory

Electrical

06.1016.00

Wiring 500mm for white module

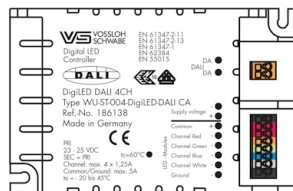


OPTIONAL
Accessory

Electrical

08.8297.00

2 Meters Prolongation Cable for white modules

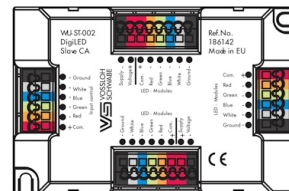


OPTIONAL
Power supply

Electrical

06.1019.00E

DALI Master Interface Dimmable White



OPTIONAL
Power supply

Electrical

06.1020.00E

White DALI, DMX & RF Slave Interface Dimmable

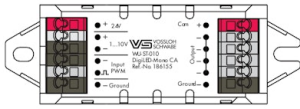


OPTIONAL
Power supply

Electrical

60.9658

White&RGB Casambi Wireless Dimmable Interface



OPTIONAL Control interface

Electrical

06.1022.00E

Dimmable Interface. 1-10V
interface with two 500mm feed
cable for white LED modules with
fast connection