

# FLOS

SA.1008.6E100 Raw

## USO 2200 Cove Lighting



Recessed soft ceiling luminaire. Direct lighting with LED lamps. See LED drivers.

Are you a professional and your project needs consulting and support?

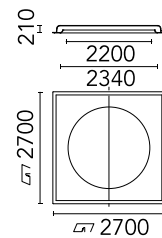
[BOOK AN APPOINTMENT](#)

### Main specifications

Mounting	Ceiling recessed
Environments	Indoor dry location
LED type	LED RGB
Lamp category	LED
Number of lamps	50
Power (W)	3.6
System power (W)	180

### Physical

Colour	Raw
Trim	No
Orientation	Fixed
Recessed depth (mm)	210
Length (mm)	2700
Net weight (kg)	165
IP internal	20



### Download

- [Mounting instructions](#) PDF
- [Mounting instructions](#) PDF

### Ecodesign and Energy Labelling



## Photometric

Lighting type	Direct
Light distribution	Symmetric
CCT (K)	RGB
CRI>	RGB
Extreme cut off	No

## Electrical

Forward voltage (V)	24
Power supply	Remote excluded
Dimmable	No

## Notes

Delivered in two pieces.

---

# Accessories & Power Supply

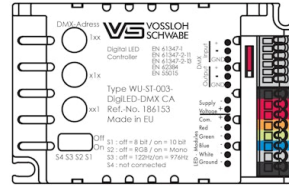


**REQUIRED**  
Power supply  
Electrical

60.8268  
LED power supply source for remote installation in 24V/240V electric control panel. 100/240V

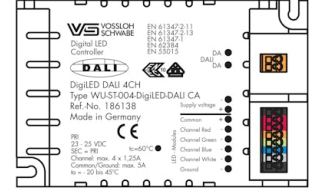
**REQUIRED**  
Power supply  
Electrical

60.9352  
LED power supply source for remote installation in 24V/200W electric control panel. To avoid problems of overload it is recommended to install a power source every 185W. 100/240V.



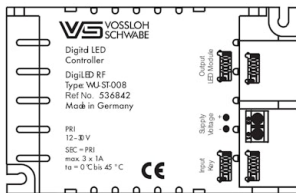
**OPTIONAL**  
Power supply  
Electrical

06.1005.00E  
DMX Master Interface Dimmable RGB



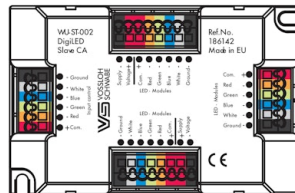
**OPTIONAL**  
Power supply  
Electrical

06.1012.00E  
DALI Master Interface Dimmable RGB



**OPTIONAL**  
Power supply  
Electrical

06.1013.00E  
Radio Frequency Master Interface Dimmable RGB



**OPTIONAL**  
Power supply  
Electrical

06.1014.00E  
RGB DALI, DMX & RF Slave Interface Dimmable



**OPTIONAL**  
Power supply  
Electrical

60.9658  
White&RGB Casambi Wireless Dimmable Interface