

FLOS

SA.1007.6E100 Raw

USO 1700 Cove Lighting



Recessed soft ceiling luminaire. Direct lighting with LED lamps. See LED drivers.

Are you a professional and your project needs consulting and support?

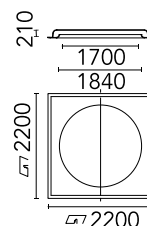
[BOOK AN APPOINTMENT](#)

Main specifications


Mounting	Ceiling recessed
Environments	Indoor dry location
LED type	LED RGB
Lamp category	LED
Number of lamps	38
Power (W)	3.6
System power (W)	137


Physical

Colour	Raw
Trim	No
Orientation	Fixed
Recessed depth (mm)	210
Length (mm)	2200
Net weight (kg)	100
IP internal	20



Download

[Mounting instructions](#)  PDF

[Mounting instructions](#)  PDF

Ecodesign and Energy Labelling

   Replaceable (LED only) light source by a professional



Photometric

Lighting type	Direct
Light distribution	Symmetric
CCT (K)	RGB
CRI>	RGB
Extreme cut off	No

Electrical

Forward voltage (V)	24
Power supply	Remote excluded
Dimmable	No

Notes

Delivered in two pieces.

Accessories & Power Supply

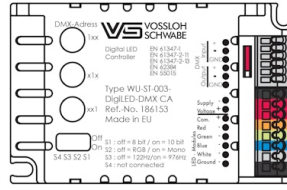


REQUIRED
Power supply
Electrical

60.8268
LED power supply source for remote installation in 24V/240V electric control panel. 100/240V

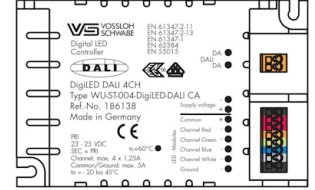
REQUIRED
Power supply
Electrical

60.9352
LED power supply source for remote installation in 24V/200W electric control panel. To avoid problems of overload it is recommended to install a power source every 185W. 100/240V.



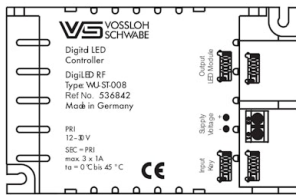
OPTIONAL
Power supply
Electrical

06.1005.00E
DMX Master Interface Dimmable RGB



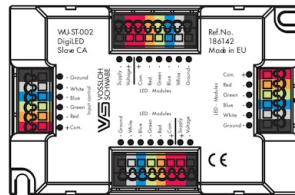
OPTIONAL
Power supply
Electrical

06.1012.00E
DALI Master Interface Dimmable RGB



OPTIONAL
Power supply
Electrical

06.1013.00E
Radio Frequency Master Interface Dimmable RGB



OPTIONAL
Power supply
Electrical

06.1014.00E
RGB DALI, DMX & RF Slave Interface Dimmable



OPTIONAL
Power supply
Electrical

60.9658
White&RGB Casambi Wireless Dimmable Interface