

FLOS

SA.1011.6E100 Raw

USO 140 90 Cove Lighting

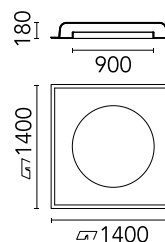
LED - LED RGB - 21 x 3.6W - RGBK



Recessed soft ceiling luminaire. Direct lighting with LED lamps. See LED drivers.

Are you a professional and your project needs consulting and support?

[BOOK AN APPOINTMENT](#)



Main specifications

Mounting	Ceiling recessed
Environments	Indoor dry location
LED type	LED RGB
Lamp category	LED
Number of lamps	21
Power (W)	3.6
System power (W)	75.5

Physical

Colour	Raw
Trim	No
Orientation	Fixed
Recessed depth (mm)	180
Length (mm)	1400
Net weight (kg)	40
IP internal	20

Download

Mounting instructions	PDF
Mounting instructions	PDF



Ecodesign and Energy Labelling



Photometric

Lighting type	Direct
Light distribution	Symmetric
CCT (K)	RGB
Extreme cut off	No

Electrical

Forward voltage (V)	24
Power supply	Remote excluded
Dimmable	No

Accessories & Power Supply



REQUIRED
Power supply

Electrical

60.8268

LED power supply source for remote installation in 24V/240W electric control panel. 100/240V



REQUIRED
Power supply

Electrical

60.9352

LED power supply source for remote installation in 24V/200W electric control panel. To avoid problems of overload it is recommended to install a power source every 185W. 100/240V.

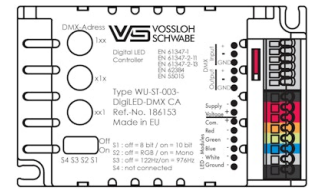


REQUIRED
Power supply

Electrical

60.9443

Remote Power Supply Non Dimmable 24V. 100W. 220/240V

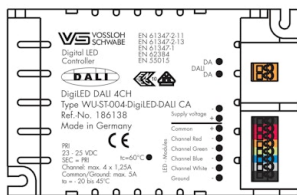


OPTIONAL
Power supply

Electrical

06.1005.00E

DMX Master Interface Dimmable RGB

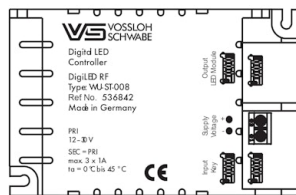


OPTIONAL
Power supply

Electrical

06.1012.00E

DALI Master Interface Dimmable RGB

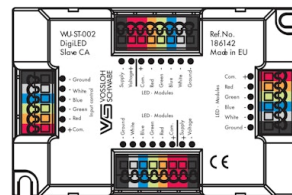


OPTIONAL
Power supply

Electrical

06.1013.00E

Radio Frequency Master Interface Dimmable RGB



OPTIONAL
Power supply

Electrical

06.1014.00E

RGB DALI, DMX & RF Slave Interface Dimmable



OPTIONAL
Power supply

Electrical

60.9658

White&RGB Casambi Wireless Dimmable Interface