

FLOS

SA.1010.6E100 Raw

USO 100 50 Cove Lighting

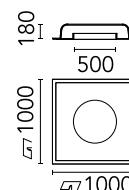
LED - LED RGB - 16 x 3.6W - RGBK - CRI> RGB



Recessed soft ceiling luminaire. Direct lighting with LED lamps. See LED drivers.

Are you a professional and your project needs consulting and support?

[BOOK AN APPOINTMENT](#)




Main specifications


Mounting	Ceiling recessed
Environments	Indoor dry location
LED type	LED RGB
Lamp category	LED
Number of lamps	16
Power (W)	3.6
System power (W)	57.5

Physical

Colour	Raw
Trim	No
Orientation	Fixed
Recessed depth (mm)	180
Length (mm)	1000
Net weight (kg)	25
IP internal	20

Download

[Mounting instructions](#)  PDF

[Mounting instructions](#)  PDF

Ecodesign and Energy Labelling

   Replaceable (LED only) light source by a professional



Photometric

Lighting type	Direct
Light distribution	Symmetric
CCT (K)	RGB
CRI>	RGB
Extreme cut off	No

Electrical

Forward voltage (V)	24
Power supply	Remote excluded
Dimmable	No

Accessories & Power Supply



REQUIRED
Power supply
Electrical

60.8268
LED power supply source for remote installation in 24V/240V electric control panel. 100/240V



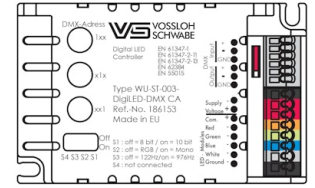
REQUIRED
Power supply
Electrical

60.9352
LED power supply source for remote installation in 24V/200W electric control panel. To avoid problems of overload it is recommended to install a power source every 185W. 100/240V.



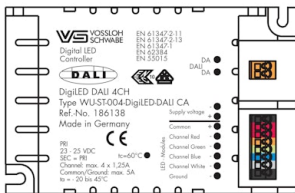
REQUIRED
Power supply
Electrical

60.9443
Remote Power Supply Non Dimmable 24V. 100W. 220/240V




OPTIONAL
Power supply
Electrical

06.1005.00E
DMX Master Interface Dimmable RGB



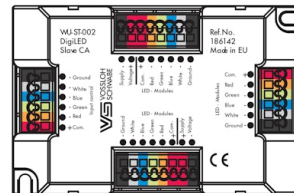
OPTIONAL
Power supply
Electrical

06.1012.00E
DALI Master Interface Dimmable RGB



OPTIONAL
Power supply
Electrical

06.1013.00E
Radio Frequency Master Interface Dimmable RGB



OPTIONAL
Power supply
Electrical

06.1014.00E
RGB DALI, DMX & RF Slave Interface Dimmable



OPTIONAL
Power supply
Electrical

60.9658
White&RGB Casambi Wireless Dimmable Interface