

TRACK 2 MT SURF WH ZEROTRACK PRO

Designed by FLOS Architectural, 2023

Wall surface, Ceiling surface

Interior electromechanical profile (24Vdc) from 1 to 3m long for wall or ceiling installation, fastened with special screws and plugs provided with the profile. Request power connectors, intermediate connectors and covers separately. Feed unit joints available in the form of L, T and X in the same plane. It also has a linear electric connector for joining two track sections in the same plane and a 90° electromechanical connector for joining profile sections in different planes (interior wall-wall, ceiling-wall). Aesthetic covers for the inner profile gap available as an option.

Are you a professional and your project needs consulting and support?

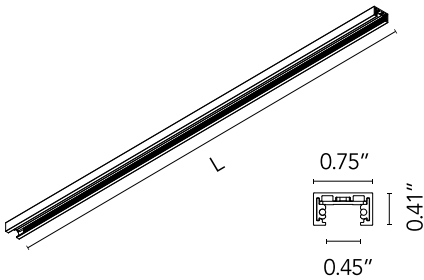
BOOK AN APPOINTMENT

Main specifications

Mounting	Wall surface, Ceiling surface
Environments	Indoor dry location
Light sources included	No

Physical

Color	White
IP internal	20



Download

Family spec sheet	ZIP
Mounting instructions	PDF



Photometric

Extreme cut off No

Electrical

Insulation class	III
Forward voltage (V)	24
Driver	Remote excluded
Dimmable	Yes
Dimming type	Dimmable
Dimming interface	Remote Dimmable (Dimmer Not Included)

Accessories & Power Supply



REQUIRED
Connector

Electrical

06.2606.40

Live End Feed Dimmable



REQUIRED
Connector

Electrical

06.2607.40

Linear Connector Feed Dimmable



REQUIRED
Corner

06.2610.40

Inner Corner



REQUIRED
Power supply

06.2623.40

Power Supply Surface Middle
Dimmable / Non Dimmable



REQUIRED
Corner

06.2609.40

90° Corner Feed Dimmable



REQUIRED
Power supply

06.2622.40

Power Supply Surface End
Dimmable / Non Dimmable




REQUIRED
Component

Installation

06.2617.40

Blind End



OPTIONAL
Power supply

Electrical

08.0613.14A

Dimmable control box 1-10V,
24/48V. For remote installation.




OPTIONAL
Connector

Electrical

06.2608.40

Straight Connector



OPTIONAL
Component

Installation

06.2618.40A

Track Cover 3000mm