


FLOS

09.0100.29B Anodized Aluminium

Thin LED 1034 mm

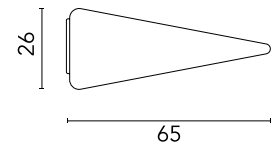
Designed by FLOS Architectural, 2015



Wall application luminaire for indirect lighting with LED. Remote transformer not included.

Are you a professional and your project needs consulting and support?

[BOOK AN APPOINTMENT](#)



Main specifications

Mounting	Wall surface
Environments	Indoor dry location
Light source type	LED
Light sources included	Yes
LED type	Top LED
Lamp category	LED
Number of lamps	1
Power (W)	20.5
Source flux (lm)	2133
Lumen Output (lm)	1863

Physical

Colour	Anodized Aluminium
Trim	No
Orientation	Fixed
Length (mm)	1034
Net weight (kg)	0.3
IP internal	20
IP external	20

Download

Mounting instructions [↓ PDF](#)

Photometric Files

LDT / IES [↓ ZIP](#)

Technical Drawings

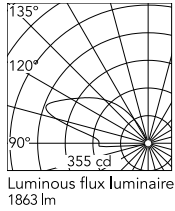
2D [↓ ZIP](#)

3D [↓ ZIP](#)

[Bim](#) [↓ ZIP](#)



Schematic light drawing



Beam Angle: 43°

h(m)	E(lx)	D(m)
1	355	6.46
2	89	12.92
3	39	19.38
4	22	25.84
5	14	32.30

Photometric

Lighting type	Indirect
Light distribution	Asymmetric
CCT (K)	3000
CRI>	90
Beam angle C0-180 (°)	101
Beam angle C90-270 (°)	43
Extreme cut off	No
UGR _L	<10

Electrical

Insulation class	III
Forward voltage (V)	24
Power supply	Remote excluded
Dimmable	No
Power supply type	Non Dimmable, Dimmable 1-10V, Dimmable DALI 1
Emergency	No

Notes

42 LEDs

Accessories & Power Supply



REQUIRED
Power supply

Electrical

60.9089

Electronic transformer with constant voltage (24V) for LED. 100/240V. 60W



REQUIRED
Power supply

Electrical

60.9681

Remote power supply. Dimmable through 0-1/10V.protocol. 24V. Dimming range 10-100%



REQUIRED
Power supply

Electrical

60.9683

Remote power supply. Dimmable through Casambi protocol. 24V. Dimming range 10-100%



REQUIRED
Power supply

Electrical

60.9880

Remote power supply. Dimmable through DALI protocol. 24V. Dimming range 10-100%. Minimum load 20W



REQUIRED
Power supply

Electrical

60.9881

Mains Dimming, 24Vdc continuous voltage power supply 60W, 220/240V - 50/60Hz