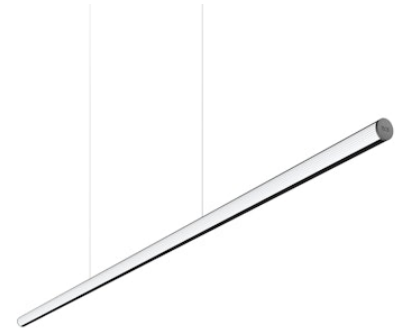


FLOS

05.4505.14.DA Black

The Glowing Track Suspension Dali

Designed by FLOS Architectural, 2025

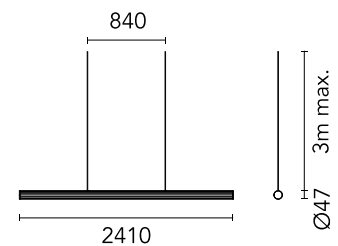


Length: 2410 - Suspension

Suspended lighting system that combines ambient lighting with a track that allows the installation of a wide range of projectors and accent lighting modules. Available in three lengths (1200 mm, 1800 mm, and 2400 mm). Driver not included (Accessory kit for remote or surface driver).

Are you a professional and your project needs consulting and support?

[BOOK AN APPOINTMENT](#)



Main specifications

Mounting	Suspension
Environments	Indoor dry location
Light source type	LED
Light sources included	Yes
LED type	Top LED
Lamp category	LED
Number of lamps	1
Power (W)	49.6
System power (W)	55.2
Source flux (lm)	5936
Lumen Output (lm)	3670

Physical

Colour	Black
Orientation	Fixed
Length (mm)	2410
Cord colour	Transparent
Cord length (mm)	3000
IP internal	20

Download

Mounting instructions [↓ PDF](#)

Photometric Files

LDT / IES [↓ ZIP](#)

Technical Drawings

2D [↓ ZIP](#)

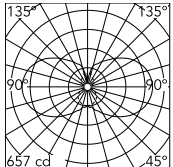
3D [↓ ZIP](#)



Ecodesign and Energy Labelling



Schematic light drawing



Luminous flux luminaire
3670 lm

Photometric

Lighting type	Total
Light distribution	Symmetric
CCT (K)	3000
CRI>	90
McAdam steps (SDCM)	3
Rf fidelity index	92
Rg gamut index	89
LED Life / Failure Ratio	L80B10>72.000h_Tc65°C

Electrical

Insulation class	III
Power supply	Remote
Dimmable	Yes
Power supply type	Dimmable DALI 2
Dimming range (%)	1-100
Dimming interface	Remote Dimmable (Dimmer Not Included)
Batteries inside	No

Accessories & Power Supply



REQUIRED
Power supply

Electrical

06.0501.14

Remote Power Supply Kit 120W



REQUIRED
Power supply

Electrical

06.0508.14

Remote Power Supply Kit 150W



REQUIRED
Power supply

Electrical

06.0504.14

Surface Power Supply Kit 150W
900mm



REQUIRED
Power supply

Electrical

06.0507.14


Recessed Power Supply Kit 150W
922mm



OPTIONAL
Connector

08.1205.14

Linear Joint Surface



OPTIONAL
Connector

08.1206.14

Corner Joint 2
Suspension/Surface



OPTIONAL
Connector

08.1207.14

Corner Joint 3
Suspension/Surface



OPTIONAL
Connector

08.1208.14

Corner Joint 4
Suspension/Surface



OPTIONAL
Connector

08.1213.14

Linear Joint Suspension