

FLOS

05.4502.14.DA Black

The Glowing Track Suspension Dali

Designed by FLOS Architectural, 2025

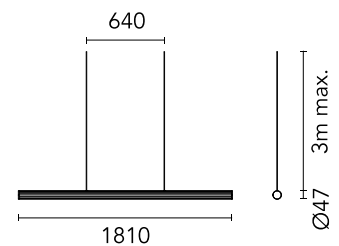


Length: 1810 - Suspension

Suspended lighting system that combines ambient lighting with a track that allows the installation of a wide range of projectors and accent lighting modules. Available in three lengths (1200 mm, 1800 mm, and 2400 mm). Driver not included (Accessory kit for remote or surface driver).

Are you a professional and your project needs consulting and support?

[BOOK AN APPOINTMENT](#)



Main specifications

| | |
|------------------------|---------------------|
| Mounting | Suspension |
| Environments | Indoor dry location |
| Light source type | LED |
| Light sources included | Yes |
| LED type | Top LED |
| Lamp category | LED |
| Number of lamps | 1 |
| Power (W) | 37.2 |
| System power (W) | 41.4 |
| Source flux (lm) | 3696 |
| Lumen Output (lm) | 2619 |

Physical

| | |
|------------------|-------------|
| Colour | Black |
| Orientation | Fixed |
| Length (mm) | 1810 |
| Cord colour | Transparent |
| Cord length (mm) | 3000 |
| IP internal | 20 |

Download

Mounting instructions [↓ PDF](#)

Photometric Files

LDT / IES [↓ ZIP](#)

Technical Drawings

2D [↓ ZIP](#)

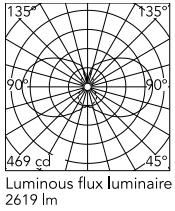
3D [↓ ZIP](#)



Ecodesign and Energy Labelling



Schematic light drawing



Photometric

| | |
|--------------------------|-----------------------|
| Lighting type | Total |
| Light distribution | Symmetric |
| CCT (K) | 2700 |
| CRI> | 90 |
| McAdam steps (SDCM) | 3 |
| Rf fidelity index | 87 |
| Rg gamut index | 104 |
| LED Life / Failure Ratio | L80B10>72.000h_Tc65°C |

Electrical

| | |
|-------------------|---------------------------------------|
| Insulation class | III |
| Power supply | Remote |
| Dimmable | Yes |
| Power supply type | Dimmable DALI 2 |
| Dimming range (%) | 1-100 |
| Dimming interface | Remote Dimmable (Dimmer Not Included) |
| Batteries inside | No |

Accessories & Power Supply



REQUIRED
Power supply

Electrical

06.0501.14

Remote Power Supply Kit 120W



REQUIRED
Power supply

Electrical

06.0508.14

Remote Power Supply Kit 150W




REQUIRED
Power supply

Electrical

06.0503.14

Surface Power Supply Kit 150W
700mm



REQUIRED
Power supply

Electrical

06.0506.14

Recessed Power Supply Kit 150W
722mm



OPTIONAL
Connector

08.1205.14

Linear Joint Surface



OPTIONAL
Connector

08.1206.14

Corner Joint 2
Suspension/Surface



OPTIONAL
Connector

08.1207.14

Corner Joint 3
Suspension/Surface



OPTIONAL
Connector

08.1208.14

Corner Joint 4
Suspension/Surface



OPTIONAL
Connector

08.1213.14

Linear Joint Suspension