

FLOS

05.4525.ER.DA Brushed Steel

The Glowing Track Surface Remote Driver Dali

Designed by FLOS Architectural, 2025




Length: 2410 - Surface

Surface lighting system that combines ambient lighting with a track that allows the installation of a wide range of projectors and accent lighting modules. Available in three lengths (1200 mm, 1800 mm, and 2400 mm). Driver not included.

Are you a professional and your project needs consulting and support?

[BOOK AN APPOINTMENT](#)



Main specifications

Mounting	Surface
Environments	Indoor dry location
Light source type	LED
Light sources included	Yes
LED type	Top LED
Lamp category	LED
Number of lamps	1
Power (W)	49.6
System power (W)	55.2
Source flux (lm)	5936
Lumen Output (lm)	3670

Physical

Colour	Brushed Steel
Orientation	Fixed
Length (mm)	2410
IP internal	20

Download

Mounting instructions [↓ PDF](#)

Photometric Files

LDT / IES [↓ ZIP](#)


Technical Drawings

2D [↓ ZIP](#)

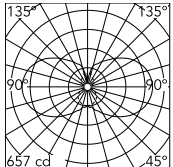
3D [↓ ZIP](#)



Ecodesign and Energy Labelling



Schematic light drawing



Luminous flux luminaire
3670 lm

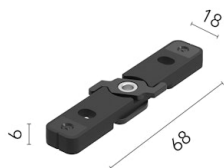
Photometric

Lighting type	Total
Light distribution	Symmetric
CCT (K)	3000
CRI>	90
McAdam steps (SDCM)	3
Rf fidelity index	92
Rg gamut index	89
LED Life / Failure Ratio	L80B10>72.000h_Tc65°C

Electrical

Insulation class	III
Power supply	Remote
Dimmable	Yes
Power supply type	Dimmable DALI 2
Dimming range (%)	1-100
Dimming interface	Remote Dimmable (Dimmer Not Included)
Batteries inside	No

Accessories & Power Supply



REQUIRED
Accessory

Installation

08.0615.00

Ceiling fixing kit



REQUIRED
Power supply

Electrical

60.9777A

Remote Power Supply Non
Dimmable 24V, 120W, 220/240V



OPTIONAL
Connector

08.1205.ER

Linear Joint Surface



OPTIONAL
Connector

08.1206.ER

Corner Joint 2
Suspension/Surface



OPTIONAL
Connector

08.1207.ER

Corner Joint 3
Suspension/Surface



OPTIONAL
Connector

08.1208.ER

Corner Joint 4
Suspension/Surface