

FLOS

05.4520.ER.DA Brushed Steel

The Glowing Track Surface Remote Driver Dali

Designed by FLOS Architectural, 2025




Length: 1210 - Surface

Surface lighting system that combines ambient lighting with a track that allows the installation of a wide range of projectors and accent lighting modules. Available in three lengths (1200 mm, 1800 mm, and 2400 mm). Driver not included.

Are you a professional and your project needs consulting and support?

[BOOK AN APPOINTMENT](#)



Main specifications

Mounting	Surface
Environments	Indoor dry location
Light source type	LED
Light sources included	Yes
LED type	Top LED
Lamp category	LED
Number of lamps	1
Power (W)	24.8
System power (W)	27.6
Source flux (lm)	2824
Lumen Output (lm)	1746

Physical

Colour	Brushed Steel
Orientation	Fixed
Length (mm)	1210
Package height (mm)	12
Package width (mm)	260
Package length (mm)	12
IP internal	20

Download

Mounting instructions [↓ PDF](#)

Photometric Files

LDT / IES [↓ ZIP](#)

Technical Drawings

2D [↓ ZIP](#)

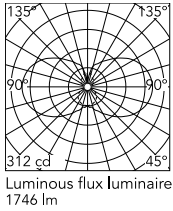
3D [↓ ZIP](#)



Ecodesign and Energy Labelling

 Replaceable (LED only) light source by a professional


Schematic light drawing



Photometric

Lighting type	Total
Light distribution	Symmetric
CCT (K)	2700
CRI>	90
McAdam steps (SDCM)	3
Rf fidelity index	87
Rg gamut index	104
LED Life / Failure Ratio	L80B10>72.000h_Tc65°C

Electrical

Insulation class	III
Power supply	Remote
Dimmable	Yes
Power supply type	Dimmable DALI 2
Dimming range (%)	1-100
Dimming interface	Remote Dimmable (Dimmer Not Included)
Batteries inside	No

Accessories & Power Supply



REQUIRED
Accessory

Installation

08.0615.00

Ceiling fixing kit

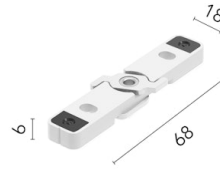


REQUIRED
Power supply

Electrical

60.9777A

Remote Power Supply Non
Dimmable 24V, 120W, 220/240V



REQUIRED
Accessory

Installation

08.0615.40

Ceiling fixing kit



OPTIONAL
Connector

08.1205.ER

Linear Joint Surface



OPTIONAL
Connector

08.1206.ER

Corner Joint 2
Suspension/Surface



OPTIONAL
Connector

08.1207.ER

Corner Joint 3
Suspension/Surface



OPTIONAL
Connector

08.1208.ER

Corner Joint 4
Suspension/Surface