

# FLOS

05.4520.40.DA White

## The Glowing Track Surface Remote Driver Dali

Designed by FLOS Architectural, 2025




Length: 1210 - Surface

Surface lighting system that combines ambient lighting with a track that allows the installation of a wide range of projectors and accent lighting modules. Available in three lengths (1200 mm, 1800 mm, and 2400 mm). Driver not included.

Are you a professional and your project needs consulting and support?

[BOOK AN APPOINTMENT](#)



### Main specifications

Mounting	Surface
Environments	Indoor dry location
Light source type	LED
Light sources included	Yes
LED type	Top LED
Lamp category	LED
Number of lamps	1
Power (W)	24.8
System power (W)	27.6
Source flux (lm)	2824
Lumen Output (lm)	1746

### Physical

Colour	White
Orientation	Fixed
Length (mm)	1210
IP internal	20

### Download

Mounting instructions [↓ PDF](#)

### Photometric Files

LDT / IES [↓ ZIP](#)

### Technical Drawings

2D [↓ ZIP](#)

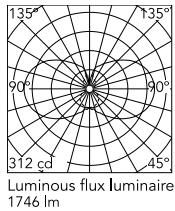
3D [↓ ZIP](#)



### Ecodesign and Energy Labelling

 Replaceable (LED only) light source by a professional

## Schematic light drawing



### Photometric

Lighting type	Total
Light distribution	Symmetric
CCT (K)	2700
CRI>	90
McAdam steps (SDCM)	3
Rf fidelity index	87
Rg gamut index	104
LED Life / Failure Ratio	L80B10>72.000h_Tc65°C

### Electrical

Insulation class	III
Power supply	Remote
Dimmable	Yes
Power supply type	Dimmable DALI 2
Dimming range (%)	1-100
Dimming interface	Remote Dimmable (Dimmer Not Included)
Batteries inside	No

## Accessories & Power Supply

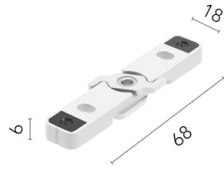


REQUIRED  
Power supply

Electrical

60.9777A

Remote Power Supply Non  
Dimmable 24V. 120W. 220/240V



REQUIRED  
Accessory

Installation

08.0615.40

Ceiling fixing kit



OPTIONAL  
Connector

08.1205.40

Linear Joint Surface



OPTIONAL  
Connector

08.1206.40

Corner Joint 2  
Suspension/Surface



OPTIONAL  
Connector

08.1207.40

Corner Joint 3  
Suspension/Surface



OPTIONAL  
Connector

08.1208.40

Corner Joint 4  
Suspension/Surface