

# FLOS

05.4614.40.CB White

## The Glowing Track Surface Integrated Driver Casambi

Designed by FLOS Architectural, 2025

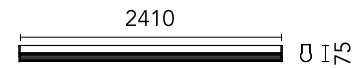


Length: 2410 - Surface

Surface lighting system that combines ambient lighting with a track that allows the installation of a wide range of projectors and accent lighting modules. Available in three lengths (1200 mm, 1800 mm, and 2400 mm). Driver included.

Are you a professional and your project needs consulting and support?

[BOOK AN APPOINTMENT](#)



### Main specifications

Mounting	Surface
Environments	Indoor dry location
Light source type	LED
Light sources included	Yes
LED type	Top LED
Lamp category	LED
Number of lamps	1
Power (W)	49.6
System power (W)	55.2
Source flux (lm)	4928
Lumen Output (lm)	3047

### Physical

Colour	White
Orientation	Fixed
Length (mm)	2410
IP internal	20

### Download

Mounting instructions [↓ PDF](#)

### Photometric Files

LDT / IES [↓ ZIP](#)


### Technical Drawings

2D [↓ ZIP](#)

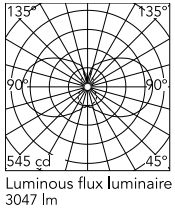
3D [↓ ZIP](#)



### Ecodesign and Energy Labelling



## Schematic light drawing



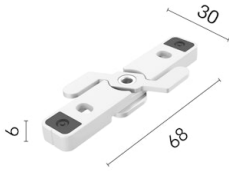
### Photometric

Lighting type	Total
Light distribution	Symmetric
CCT (K)	2200
CRI>	90
McAdam steps (SDCM)	3
LED Life / Failure Ratio	L80B10>72.000h_Tc65°C

### Electrical

Insulation class	II
Frequency (Hz)	50/60
Main voltage (Vac)	220-240
Power supply	Integrated
Dimmable	Yes
Power supply type	Dimmable Casambi
Dimming range (%)	1-100
Dimming interface	Remote Dimmable (Dimmer Not Included)
Batteries inside	No

## Accessories & Power Supply



REQUIRED  
Accessory

Installation

08.1240.40

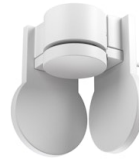
Ceiling fixing kit for Driver  
Integrated Versions



OPTIONAL  
Connector

08.1209.40

Linear Joint Surface Integrated  
Driver



OPTIONAL  
Connector

08.1210.40

Corner Joint 2 Surface Integrated  
Driver



OPTIONAL  
Connector

08.1211.40

Corner Joint 3 Surface Integrated  
Driver



OPTIONAL  
Connector

08.1212.40

Corner Joint 4 Surface Integrated  
Driver