

FLOS

05.4511.40.CB White

The Glowing Track Surface Integrated Driver

Designed by FLOS Architectural, 2025

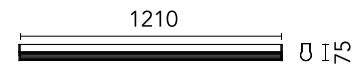


Length: 1210 - Surface

Surface lighting system that combines ambient lighting with a track that allows the installation of a wide range of projectors and accent lighting modules. Available in three lengths (1200 mm, 1800 mm, and 2400 mm). Driver included.

Are you a professional and your project needs consulting and support?

[BOOK AN APPOINTMENT](#)



Main specifications

Mounting	Surface
Environments	Indoor dry location
Light source type	LED
Light sources included	Yes
LED type	Top LED
Lamp category	LED
Number of lamps	1
Power (W)	24.8
System power (W)	27.6
Source flux (lm)	2968
Lumen Output (lm)	1834

Physical

Colour	White
Orientation	Fixed
Length (mm)	1210
IP internal	20

Download

Mounting instructions [↓ PDF](#)

Photometric Files

LDT / IES [↓ ZIP](#)

Technical Drawings

2D [↓ ZIP](#)

3D [↓ ZIP](#)

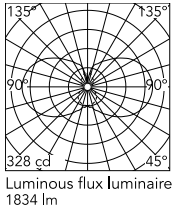


Ecodesign and Energy Labelling

 Replaceable (LED only) light source by a professional

 Replaceable control gear by a professional

Schematic light drawing



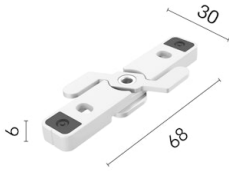
Photometric

Lighting type	Total
Light distribution	Symmetric
CCT (K)	3000
CRI>	90
McAdam steps (SDCM)	3
Rf fidelity index	92
Rg gamut index	89
LED Life / Failure Ratio	L80B10>72.000h_Tc65°C

Electrical

Insulation class	II
Frequency (Hz)	50/60
Main voltage (Vac)	220-240
Power supply	Integrated
Dimmable	Yes
Power supply type	Dimmable Casambi
Dimming range (%)	1-100
Dimming interface	Remote Dimmable (Dimmer Not Included)
Batteries inside	No

Accessories & Power Supply



REQUIRED
Accessory

Installation

08.1240.40

Ceiling fixing kit for Driver
Integrated Versions



OPTIONAL
Connector

08.1209.40

Linear Joint Surface Integrated
Driver



OPTIONAL
Connector

08.1210.40

Corner Joint 2 Surface Integrated
Driver



OPTIONAL
Connector

08.1211.40

Corner Joint 3 Surface Integrated
Driver



OPTIONAL
Connector

08.1212.40

Corner Joint 4 Surface Integrated
Driver