

# FLOS

05.4554.14.CB Black

## The Glowing Track 360 Suspension Casambi

Designed by FLOS Architectural, 2025

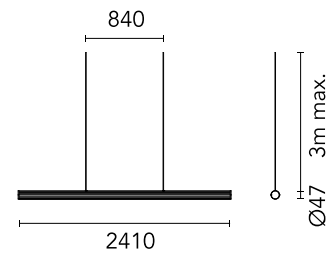


Length: 2410 - Suspension

360° suspended ambient lighting system that provides uniform light distribution. Available in three lengths (1200 mm, 1800 mm, and 2400 mm). Driver not included (Accessory kit for remote or surface driver).

Are you a professional and your project needs consulting and support?

[BOOK AN APPOINTMENT](#)



### Main specifications

|                        |                     |
|------------------------|---------------------|
| Mounting               | Suspension          |
| Environments           | Indoor dry location |
| Light source type      | LED                 |
| Light sources included | Yes                 |
| LED type               | Top LED             |
| Lamp category          | LED                 |
| Number of lamps        | 1                   |
| Power (W)              | 49.6                |
| System power (W)       | 55.2                |
| Source flux (lm)       | 5648                |
| Lumen Output (lm)      | 4053                |

### Physical

|                     |             |
|---------------------|-------------|
| Colour              | Black       |
| Orientation         | Fixed       |
| Length (mm)         | 2410        |
| Cord colour         | Transparent |
| Cord length (mm)    | 3000        |
| Package height (mm) | 12          |
| Package width (mm)  | 260         |
| Package length (mm) | 12          |
| IP internal         | 20          |

### Download

Mounting instructions [↓ PDF](#)

### Photometric Files

LDT / IES [↓ ZIP](#)

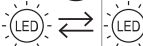
### Technical Drawings

2D [↓ ZIP](#)

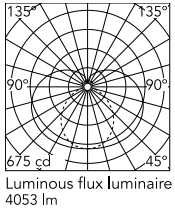
3D [↓ ZIP](#)



### Ecodesign and Energy Labelling

 Replaceable (LED only) light source by a professional  


## Schematic light drawing



### Photometric

|                          |                       |
|--------------------------|-----------------------|
| Lighting type            | Total                 |
| Light distribution       | Symmetric             |
| CCT (K)                  | 2700                  |
| CRI>                     | 90                    |
| McAdam steps (SDCM)      | 3                     |
| Rf fidelity index        | 87                    |
| Rg gamut index           | 104                   |
| LED Life / Failure Ratio | L80B10>72.000h_Tc65°C |

### Electrical

|                   |                                       |
|-------------------|---------------------------------------|
| Insulation class  | III                                   |
| Power supply      | Remote                                |
| Dimmable          | Yes                                   |
| Power supply type | Dimmable Casambi                      |
| Dimming range (%) | 1-100                                 |
| Dimming interface | Remote Dimmable (Dimmer Not Included) |
| Batteries inside  | No                                    |

## Accessories & Power Supply



REQUIRED  
Power supply

Electrical

06.0501.14

Remote Power Supply Kit 120W



REQUIRED  
Power supply

Electrical

06.0508.14

Remote Power Supply Kit 150W



REQUIRED  
Power supply

Electrical

06.0504.14

Surface Power Supply Kit 150W  
900mm



REQUIRED  
Power supply

Electrical

06.0507.14


Recessed Power Supply Kit 150W  
922mm



OPTIONAL  
Connector

08.1205.14

Linear Joint Surface



OPTIONAL  
Connector

08.1206.14

Corner Joint 2  
Suspension/Surface



OPTIONAL  
Connector

08.1207.14

Corner Joint 3  
Suspension/Surface



OPTIONAL  
Connector

08.1208.14

Corner Joint 4  
Suspension/Surface



OPTIONAL  
Connector

08.1213.14

Linear Joint Suspension