

FLOS

05.4550.ER.CB Brushed Steel

The Glowing Track 360 Suspension Casambi

Designed by FLOS Architectural, 2025

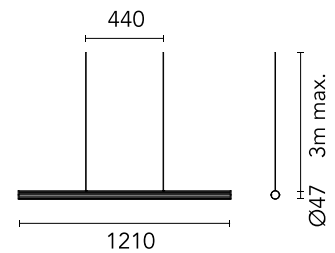


Length: 1210 - Suspension

360° suspended ambient lighting system that provides uniform light distribution. Available in three lengths (1200 mm, 1800 mm, and 2400 mm). Driver not included (Accessory kit for remote or surface driver).

Are you a professional and your project needs consulting and support?

[BOOK AN APPOINTMENT](#)



Main specifications

Mounting	Suspension
Environments	Indoor dry location
Light source type	LED
Light sources included	Yes
LED type	Top LED
Lamp category	LED
Number of lamps	1
Power (W)	24.8
System power (W)	27.6
Source flux (lm)	2824
Lumen Output (lm)	2026

Physical

Colour	Brushed Steel
Orientation	Fixed
Length (mm)	1210
Cord colour	Transparent
Cord length (mm)	3000
Package height (mm)	12
Package width (mm)	260
Package length (mm)	12
IP internal	20

Download

Mounting instructions [↓ PDF](#)

Photometric Files

LDT / IES [↓ ZIP](#)


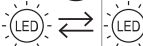
Technical Drawings

2D [↓ ZIP](#)

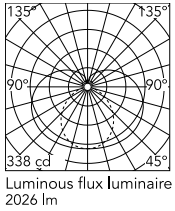
3D [↓ ZIP](#)



Ecodesign and Energy Labelling

 Replaceable (LED only) light source by a professional


Schematic light drawing



Photometric

Lighting type	Total
Light distribution	Symmetric
CCT (K)	2700
CRI>	90
McAdam steps (SDCM)	3
Rf fidelity index	87
Rg gamut index	104
LED Life / Failure Ratio	L80B10>72.000h_Tc65°C

Electrical

Insulation class	III
Power supply	Remote
Dimmable	Yes
Power supply type	Dimmable Casambi
Dimming range (%)	1-100
Dimming interface	Remote Dimmable (Dimmer Not Included)
Batteries inside	No

Accessories & Power Supply



REQUIRED
Power supply

Electrical

06.0501.ER

Remote Power Supply Kit 120W



REQUIRED
Power supply

Electrical

06.0508.ER

Remote Power Supply Kit 150W



REQUIRED
Power supply

Electrical

06.0502.ER

Surface Power Supply Kit 150W
500mm



REQUIRED
Power supply

Electrical

06.0505.ER

Recessed Power Supply Kit 150W
522mm



OPTIONAL
Connector

08.1205.ER

Linear Joint Surface



OPTIONAL
Connector

08.1206.ER

Corner Joint 2
Suspension/Surface



OPTIONAL
Connector

08.1207.ER

Corner Joint 3
Suspension/Surface



OPTIONAL
Connector

08.1208.ER

Corner Joint 4
Suspension/Surface



OPTIONAL
Connector

08.1213.ER

Linear Joint Suspension