

FLOS

05.4662.ES.DA Brushed Bronze

The Glowing Track 360 Surface Integrated Driver Dali

Designed by FLOS Architectural, 2025

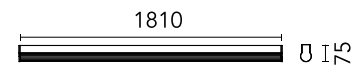


Length: 1810 - Surface

360° surface ambient lighting system that provides uniform light distribution. Available in three lengths (1200 mm, 1800 mm, and 2400 mm). Driver included.

Are you a professional and your project needs consulting and support?

[BOOK AN APPOINTMENT](#)



Main specifications

Mounting	Surface
Environments	Indoor dry location
Light source type	LED
Light sources included	Yes
LED type	Top LED
Lamp category	LED
Number of lamps	1
Power (W)	37.2
System power (W)	41.4
Source flux (lm)	3696
Lumen Output (lm)	2652

Physical

Colour	Brushed Bronze
Orientation	Fixed
Length (mm)	1810
IP internal	20

Download

Mounting instructions [↓ PDF](#)

Photometric Files

LDT / IES [↓ ZIP](#)


Technical Drawings

2D [↓ ZIP](#)

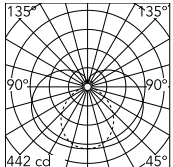
3D [↓ ZIP](#)



Ecodesign and Energy Labelling



Schematic light drawing



Luminous flux luminaire
2652 lm

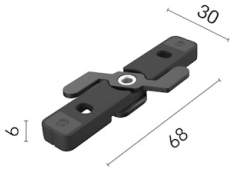
Photometric

Lighting type	Total
Light distribution	Symmetric
CCT (K)	2200
CRI>	90
McAdam steps (SDCM)	3
LED Life / Failure Ratio	L80B10>72.000h_Tc65°C

Electrical

Insulation class	II
Frequency (Hz)	50/60
Main voltage (Vac)	220-240
Power supply	Integrated
Dimmable	Yes
Power supply type	Dimmable DALI 2
Dimming range (%)	1-100
Dimming interface	Remote Dimmable (Dimmer Not Included)
Batteries inside	No

Accessories & Power Supply



REQUIRED
Accessory

Installation

08.1240.00

Ceiling fixing kit for Driver
Integrated Versions



REQUIRED
Accessory

Installation

08.1240.40

Ceiling fixing kit for Driver
Integrated Versions



OPTIONAL
Connector

08.1209.ES

Linear Joint Surface Integrated
Driver



OPTIONAL
Connector

08.1210.ES

Corner Joint 2 Surface Integrated
Driver



OPTIONAL
Connector

08.1211.ES

Corner Joint 3 Surface Integrated
Driver



OPTIONAL
Connector

08.1212.ES

Corner Joint 4 Surface Integrated
Driver