

# FLOS

05.4564.14.CB Black

## The Glowing Track 360 Surface Integrated Driver

Designed by FLOS Architectural, 2025

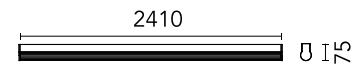


Length: 2410 - Surface

360° surface ambient lighting system that provides uniform light distribution. Available in three lengths (1200 mm, 1800 mm, and 2400 mm). Driver included.

Are you a professional and your project needs consulting and support?

[BOOK AN APPOINTMENT](#)



### Main specifications

Mounting	Surface
Environments	Indoor dry location
Light source type	LED
Light sources included	Yes
LED type	Top LED
Lamp category	LED
Number of lamps	1
Power (W)	49.6
System power (W)	55.2
Source flux (lm)	5648
Lumen Output (lm)	4053

### Physical

Colour	Black
Orientation	Fixed
Length (mm)	2410
IP internal	20

### Download

Mounting instructions [↓ PDF](#)

### Photometric Files

LDT / IES [↓ ZIP](#)

### Technical Drawings

2D [↓ ZIP](#)

3D [↓ ZIP](#)

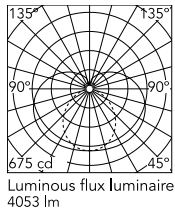


### Ecodesign and Energy Labelling

 Replaceable (LED only) light source by a professional

 Replaceable control gear by a professional

## Schematic light drawing



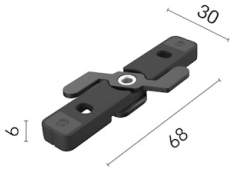
### Photometric

Lighting type	Total
Light distribution	Symmetric
CCT (K)	2700
CRI>	90
McAdam steps (SDCM)	3
Rf fidelity index	87
Rg gamut index	104
LED Life / Failure Ratio	L80B10>72.000h_Tc65°C

### Electrical

Insulation class	II
Frequency (Hz)	50/60
Main voltage (Vac)	220-240
Power supply	Integrated
Dimmable	Yes
Power supply type	Dimmable Casambi
Dimming range (%)	1-100
Dimming interface	Remote Dimmable (Dimmer Not Included)
Batteries inside	No

## Accessories & Power Supply



REQUIRED  
Accessory

Installation

08.1240.00

Ceiling fixing kit for Driver  
Integrated Versions



OPTIONAL  
Connector

08.1210.14

Corner Joint 2 Surface Integrated  
Driver



OPTIONAL  
Connector

08.1211.14

Corner Joint 3 Surface Integrated  
Driver



OPTIONAL  
Connector

08.1212.14

Corner Joint 4 Surface Integrated  
Driver



OPTIONAL  
Connector

08.1209.14

Linear Joint Surface Integrated  
Driver