


# FLOS

06.1741.14 Black

## T-Joint Grid Down

Designed by FLOS Architectural



Suspension

T piece to build grid structures perfectly closed. Feed unit. Dimensions 265x153.

Are you a professional and your project needs consulting and support?

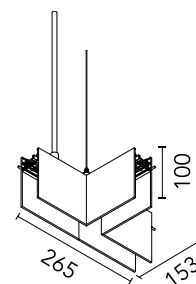
[BOOK AN APPOINTMENT](#)

### Main specifications

Mounting	Suspension
Environments	Indoor dry location
Light sources included	no

### Physical

Colour	Black
Trim	No
Net weight (kg)	0.76
IP internal	20
IP external	20



### Download

[Mounting instructions](#)

[PDF](#)



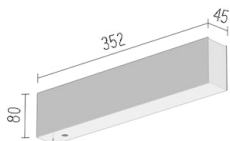
### Photometric

Extreme cut off No

### Electrical

Forward voltage (V)	24
Power supply	Remote excluded
Power supply type	Non Dimmable, Dimmable

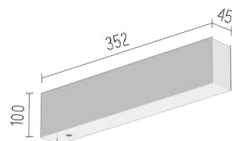
## Accessories & Power Supply



OPTIONAL  
Electrical

08.8886.40

Surface power supply for direct and indirect lighting with housing for the driver



OPTIONAL  
Electrical

08.8886.40.DA

DALI controller and 24V/185W equipment to supply and control both the direct and indirect lighting, included



OPTIONAL  
Installation

08.8887.40A

Endcap. 2 unit kit



OPTIONAL  
Power supply  
Electrical

60.9352

LED power supply source for remote installation in 24V/200W electric control panel. To avoid problems of overload it is recommended to install a power source every 185W. 100/240V.



OPTIONAL  
Power supply  
Electrical

60.9089

Electronic transformer with constant voltage (24V) for LED. 100/240V. 60W



OPTIONAL  
Power supply  
Electrical

60.9407

Electronic transformer with constant voltage (24V) for LED. 100/240V. 120W