


# FLOS

06.2615.40 White

## T Connector Feed Non Dimmable

Designed by FLOS Architectural, 2023



Wall surface, Ceiling surface

T-shaped connector. Can be powered via connections on the back. Rear feeding cable entry.

Are you a professional and your project needs consulting and support?

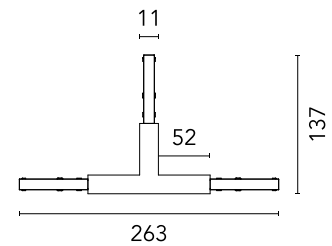
[BOOK AN APPOINTMENT](#)

### Main specifications

Mounting	Wall surface, Ceiling surface
Environments	Indoor dry location
Light sources included	No

### Physical

Colour	White
Net weight (kg)	0.03
IP internal	20



### Download

[Mounting instructions](#)



### Electrical

Insulation class	III
Forward voltage (V)	24
Power supply	Remote excluded
Dimmable	No
Power supply type	Non Dimmable

## Accessories & Power Supply



REQUIRED  
Power supply

Electrical

60.9352

LED power supply source for remote installation in 24V/200W electric control panel. To avoid problems of overload it is recommended to install a power source every 185W. 100/240V.



REQUIRED  
Power supply

Electrical

60.9777A

Remote Power Supply Non Dimmable 24V. 120W. 220/240V

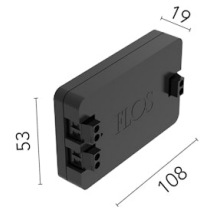


REQUIRED  
Power supply

Electrical

60.9705A

Remote Power Supply Non Dimmable 24V. 60W. 220/240V



OPTIONAL  
Power supply

Electrical

08.0613.14A

Dimmable control box 1-10V, 24/48V. For remote installation.