

FLOS

03.8138.FU.DA Fumée

Suspension Glass Downlight 110 White Rod 400 mm Dali Version

Designed by Vincent Van Duysen, 2017



Suspended luminaire with rigid rod and blown glass in several finishes to be installed in the Infra-Structure system.

Are you a professional and your project needs consulting and support?

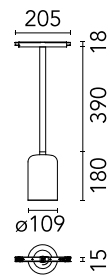
[BOOK AN APPOINTMENT](#)

Main specifications

Mounting	Track
Environments	Indoor dry location
Light source type	LED
Light sources included	Yes
LED type	LED array
Lamp category	LED
Number of lamps	1
Power (W)	13.5
System power (W)	14
Source flux (lm)	1371
Lumen Output (lm)	510
Efficacy (lm/W)	36.43

Physical

Colour	Fumée
Trim	No
Orientation	Fixed
Length (mm)	605
Net weight (kg)	1.18
IP internal	20
IP external	20



Download

Mounting instructions [↓ PDF](#)

Photometric Files

LDT / IES [↓ ZIP](#)

Technical Drawings

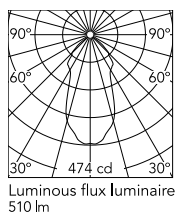
2D [↓ ZIP](#)

3D [↓ ZIP](#)

[Bim](#) [↓ ZIP](#)



Schematic light drawing



Beam Angle: 47°

h(m)	E(lx)	D(m)
1	474	0.86
2	119	1.72
3	53	2.58
4	30	3.45
5	19	4.31

Luminous flux luminaire
510 lm

Photometric


Lighting type	Direct
Light distribution	Symmetric
CCT (K)	3000
CRI>	90
McAdam steps (SDCM)	2
LED Life / Failure Ratio	L80B50 > 50.000h (Tc=85°C)
Beam angle C0-180 (°)	47
Beam angle C90-270 (°)	47

Electrical

Insulation class	III
Forward voltage (V)	48
Power supply	Remote excluded
Dimmable	Yes
Power supply type	Dimmable DALI 2
Dimming interface	Remote Dimmable (Dimmer Not Included)
Emergency	No

Ecodesign and Energy

Labelling



Notes

Only compatible with DALI profile version.