

FLOS

03.8132.FU Fumée

Suspension Glass Downlight 110 Black Rod 100 mm On Board Dimmer

Designed by Vincent Van Duysen, 2017

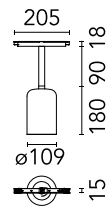


LED - LED array - 13.5W - 510lm - 3000K - CRI> 90 - Beam° 47

Suspended luminaire with rigid rod and blown glass in several finishes to be installed in the Infra-Structure system.

Are you a professional and your project needs consulting and support?

[BOOK AN APPOINTMENT](#)




Main specifications

Mounting	Track
Environments	Indoor dry location
Light source type	LED
Light sources included	Yes
LED type	LED array
Lamp category	LED
Number of lamps	1
Power (W)	13.5
System power (W)	14
Source flux (lm)	1371
Lumen Output (lm)	510
Efficacy (lm/W)	36.43

Physical

Colour	Fumée
Trim	No
Orientation	Fixed
Length (mm)	205
Net weight (kg)	0.98
IP internal	20
IP external	20

Download

[Mounting instructions](#)  PDF

Photometric Files

[LDT / IES](#)  ZIP

Technical Drawings

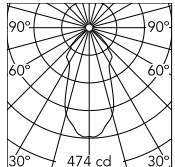
[2D](#)  ZIP

[3D](#)  ZIP

[Bim](#)  ZIP



Schematic light drawing



Beam Angle: 47°

h(m)	E(lx)	D(m)
1	474	0.86
2	119	1.72
3	53	2.58
4	30	3.45
5	19	4.31

Luminous flux luminaire
510 lm

Photometric

Lighting type	Direct
Light distribution	Symmetric
CCT (K)	3000
CRI>	90
McAdam steps (SDCM)	2
LED Life / Failure Ratio	L80B50 > 50.000h (Tc=85°C)
Beam angle C0-180 (°)	47
Beam angle C90-270 (°)	47

Electrical

Insulation class	III
Forward voltage (V)	48
Power supply	Remote excluded
Dimmable	Yes
Power supply type	Dimmer on board
Dimming interface	Dimmer Integrated
Emergency	No

Ecodesign and Energy

Labelling

