

# FLOS

06.0503.14 Black

## Surface Power Supply Kit 150W 700mm

Designed by FLOS Architectural, 2025



Accessory kit for surface driver. Driver Included.

Are you a professional and your project needs consulting and support?

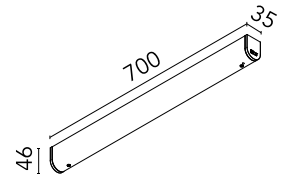
BOOK AN APPOINTMENT

### Main specifications

Mounting	Ceiling
Environments	Indoor dry location
Light sources included	No
Power (W)	150
System power (W)	150


### Physical

Colour	Black
Length (mm)	700
IP internal	20



### Download

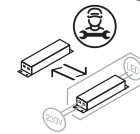
Mounting instructions



### Electrical

Frequency (Hz)	50/60
Main voltage (Vac)	220-240
Forward voltage (V)	24
Power supply	Integrated
Batteries inside	No

### Ecodesign and Energy Labelling



Replaceable control gear by a professional