

# FLOS

03.8033.05B Polished Aluminium

## Spot 50 On Board Dimmer

Designed by FLOS Architectural, 2017



LED - Power LED - 3.5W - 212lm - 3000K - CRI> 90 - Beam° 26

Accent lighting LED module.

Are you a professional and your project needs consulting and support?

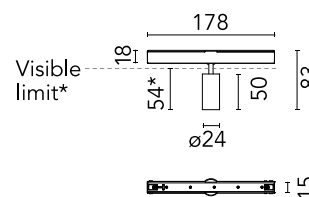
[BOOK AN APPOINTMENT](#)

### Main specifications

Mounting	Track
Environments	Indoor dry location
Light source type	LED
Light sources included	Yes
LED type	Power LED
Lamp category	LED
Number of lamps	1
Power (W)	3.5
System power (W)	3.6
Source flux (lm)	307
Lumen Output (lm)	212
Efficacy (lm/W)	58.89

### Physical

Colour	Polished Aluminium
Trim	No
Orientation	Adjustable
Rotation (°)	360
Longitudinal tilting (°)	90
Spot diameter (mm)	24
Length (mm)	178
Net weight (kg)	0.1
IP internal	20



\*installed in The Tracking Magnet

### Download

Mounting instructions [↓ PDF](#)

### Photometric Files

LDT / IES [↓ ZIP](#)

### Technical Drawings


2D [↓ ZIP](#)

3D [↓ ZIP](#)

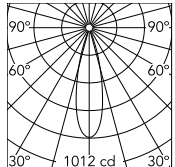


### Ecodesign and Energy Labelling

 Replaceable (LED only) light source by a professional

 Replaceable control gear by a professional

## Schematic light drawing



Beam Angle: 26°

h(m)	E(lx)	D(m)
1	1012	0.47
2	253	0.94
3	112	1.41
4	63	1.88
5	40	2.35

Luminous flux luminaire  
212 lm (EXTREME CUT OFF)

## Photometric

Lighting type	Direct
Light distribution	Symmetric
CCT (K)	3000
CRI>	90
McAdam steps (SDCM)	2
LED Life / Failure Ratio	L80B50 > 50.000h (Tc=85°C)
Beam angle C0-180 (°)	26
Beam angle C90-270 (°)	26
Extreme cut off	No
UGR <sub>L</sub>	<10

## Electrical

Insulation class	III
Forward voltage (V)	48
LED current (mA)	250
Power supply	Remote excluded
Dimmable	Yes
Power supply type	Dimmer on board
Dimming range (%)	30-100
Dimming interface	Dimmer Integrated