

# FLOS

03.8075.05BDA Polished Aluminium

## Spot 150 Dali Version

Designed by FLOS Architectural, 2017



Accent lighting LED module.

Are you a professional and your project needs consulting and support?

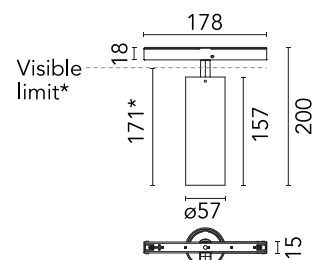
[BOOK AN APPOINTMENT](#)

### Main specifications

|                        |                     |
|------------------------|---------------------|
| Mounting               | Track               |
| Environments           | Indoor dry location |
| Light source type      | LED                 |
| Light sources included | Yes                 |
| LED type               | LED array           |
| Lamp category          | LED                 |
| Number of lamps        | 1                   |
| Power (W)              | 22.5                |
| System power (W)       | 24.1                |
| Source flux (lm)       | 2569                |
| Lumen Output (lm)      | 1667                |
| Efficacy (lm/W)        | 74                  |

### Physical

|                          |                    |
|--------------------------|--------------------|
| Colour                   | Polished Aluminium |
| Trim                     | No                 |
| Orientation              | Adjustable         |
| Rotation (°)             | 360                |
| Longitudinal tilting (°) | 90                 |
| Spot diameter (mm)       | 57                 |
| Net weight (kg)          | 0.42               |
| IP internal              | 20                 |



\*installed in The Tracking Magnet

### Download

[Mounting instructions](#)  PDF

### Photometric Files

[LDT / IES](#)  ZIP

### Technical Drawings


[2D](#)  ZIP

[3D](#)  ZIP

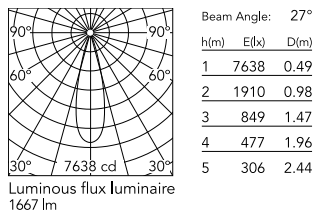


### Ecodesign and Energy Labelling

 Replaceable (LED only) light source by a professional

 Replaceable control gear by a professional

## Schematic light drawing



## Photometric

|                          |                             |
|--------------------------|-----------------------------|
| Lighting type            | Direct                      |
| Light distribution       | Symmetric                   |
| CCT (K)                  | 3000                        |
| CRI>                     | 90                          |
| McAdam steps (SDCM)      | 2                           |
| LED Life / Failure Ratio | L80B50>50.000h<br>(Tc=85°C) |
| Beam angle C0-180 (°)    | 27                          |
| Beam angle C90-270 (°)   | 27                          |
| Extreme cut off          | No                          |
| UGR <sub>L</sub>         | <10                         |

## Electrical

|                     |  |
|---------------------|--|
| Insulation class    | III                                      |
| Forward voltage (V) | 48                                       |
| LED current (mA)    | 600                                      |
| Power supply        | Remote excluded                          |
| Dimmable            | Yes                                      |
| Power supply type   | Dimmable DALI 2                          |
| Dimming range (%)   | 10-100                                   |
| Dimming interface   | Remote Dimmable<br>(Dimmer Not Included) |

## Notes

Only compatible with DALI profile version.

## Accessories & Power Supply



OPTIONAL  
Accessory

Optical

08.0526.00

Snoot shielding cone



OPTIONAL  
Accessory

Optical

08.8428.00

Honeycomb



OPTIONAL  
Accessory

Optical

08.8429.00

Screening crosspiece



OPTIONAL  
Accessory

Optical

08.8431.00

Elliptical lens



OPTIONAL  
Accessory

Optical

08.8432.00

Flood lens



OPTIONAL  
Accessory

Optical

08.0526.40

Snoot shielding cone



OPTIONAL  
Accessory

Optical

08.0526.BW

Snoot shielding cone