

FLOS

F026Q3CA006.A Grey

Spine L 2 Absolute

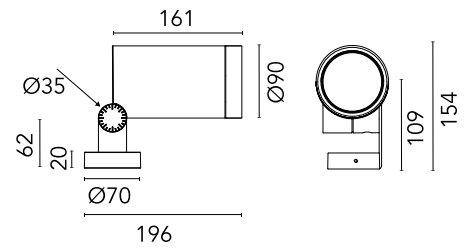
Designed by Vincent Van Duysen, 2021



LED COB light source integrated. Integrated electric power supply 220-240 V ON/OFF and adjustable 1-10 V or DALI. Minimum L-shaped mounting support integrated. Equipped with a 5 m neoprene cable (10 m upon request) for remote connection. To guarantee its water tightness, it is recommended to use flexible cables designed for outdoor use.

Are you a professional and your project needs consulting and support?

BOOK AN APPOINTMENT



Main specifications

EAN 8054793510644

Physical

Colour Grey

Orientation Adjustable

Net weight (kg) 2.5

Package height (mm) 205

Package width (mm) 290

Package length (mm) 265

Package volume (m3) 0.02

Download

Mounting instructions [ZIP](#)


Photometric Files

LDT / IES [ZIP](#)

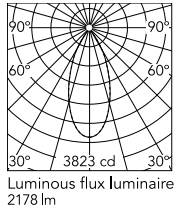
Technical Drawings

2D [ZIP](#)

3D [ZIP](#)



Schematic light drawing



Beam Angle: 43°

h(m)	E(lx)	D(m)
1	3823	0.80
2	956	1.59
3	425	2.39
4	239	3.19
5	153	3.98

Photometric

Beam angle C0-180 (°) 43

Beam angle C90-270 (°) 43

Extreme cut off No

Electrical

Emergency No

Notes

5 m neoprene cable (10 m upon request) for remote connection.