

FLOS

F026Q3BA001.A White

Spine L 2 Absolute

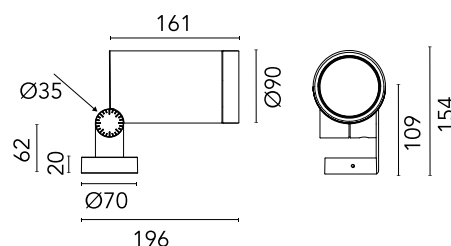
Designed by Vincent Van Duysen, 2021



LED COB light source integrated. Integrated electric power supply 220-240 V ON/OFF and adjustable 1-10 V or DALI. Minimum L-shaped mounting support integrated. Equipped with a 5 m neoprene cable (10 m upon request) for remote connection. To guarantee its water tightness, it is recommended to use flexible cables designed for outdoor use.

Are you a professional and your project needs consulting and support?

[BOOK AN APPOINTMENT](#)



Main specifications

EAN 8054793510262

Physical

Colour White

Orientation Adjustable

Net weight (kg) 2.5

Package height (mm) 205

Package width (mm) 290

Package length (mm) 265

Package volume (m3) 0.02

Download

[Mounting instructions](#)  ZIP


Photometric Files

[LDT / IES](#)  ZIP

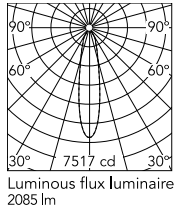
Technical Drawings

[2D](#)  ZIP

[3D](#)  ZIP



Schematic light drawing



Beam Angle: 22°

h(m)	E(lx)	D(m)
1	7517	0.38
2	1879	0.77
3	835	1.15
4	470	1.54
5	301	1.92

Photometric

Beam angle C0-180 (°) 22

Beam angle C90-270 (°) 22

Extreme cut off No

Electrical

Emergency No

Notes

5 m neoprene cable (10 m upon request) for remote connection.
