



# FLOS

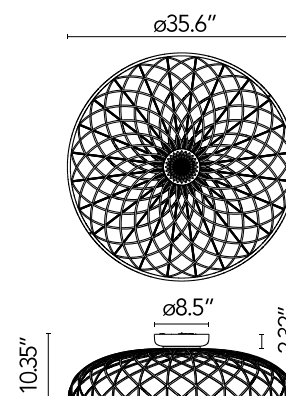
 FU639317 Almond

## Skynest C

Designed by Marcel Wanders, 2022



Diffuse lighting hanging appliance. The dome is a combination of luminous and dark elements arranged into a network and formed of core structures covered with a thin interwoven colourful tubular mesh made from recycled and recyclable fabric produced from polyester. Every single luminous element is powered by special micro-connectors located at the top of the dome and is covered with a two-tone mesh, while the side facing the inside of the dome is always white in order to allow for optimal light emission from the LED module. The appliance is fitted with a built-in balancing system at the top of the dome which helps adjust its balance, making it perfectly stable. The bottom of the dome is completed by an aluminium ring that keeps the dome's entire network structure in place through a simple snap-fit system. The product is assembled with absolutely no glue so it can be fully separated to be recycled in the future and in case of any repairs or replacements. Available lamp finishes: Blue Tourmaline, Almond, Anthracite or Brick Red. Fitted with built-in electronics that allow for the use of different dimmer systems: 0-10V / 1-10V / DALI / PUSH."



Are you a professional and your project needs consulting and support?

[BOOK AN APPOINTMENT](#)

### Download

Mounting instructions



### Photometric Files

LDT / IES



## Main specifications

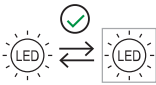
EAN	8059607076378
Mounting	Ceiling
Environments	Indoor dry location
Light Source Type	LED
Light sources included	Yes
LED type	LED Module
Power (W)	57
System power (W)	57
System flux (lm)	1385

## Physical

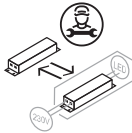
Color	Almond
Length (in)	35.59
Canopy color	Almond
Canopy height (in)	2.283
Net weight (lb)	8.82
Gross weight (lb)	29.76
Package height (in)	12.6
Package width (in)	39.37
Package length (in)	39.37
Package volume (in)	19527.67
IP internal	20

## Ecodesign and Energy Labelling

This product contains a light source of energy efficiency class F



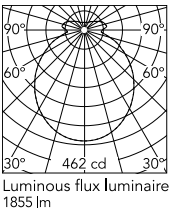
Replaceable (LED only) light source by an end-user



Replaceable control gear by a professional



## Schematic light drawing



Beam Angle: 111°

h(m)	E(lx)	D(m)
1	462	2.91
2	115	5.82
3	51	8.74
4	29	11.65
5	18	14.56

## Photometric

Lighting type	Total
Light distribution	Symmetric
CCT (K)	2700-2900
CRI>	90

## Electrical

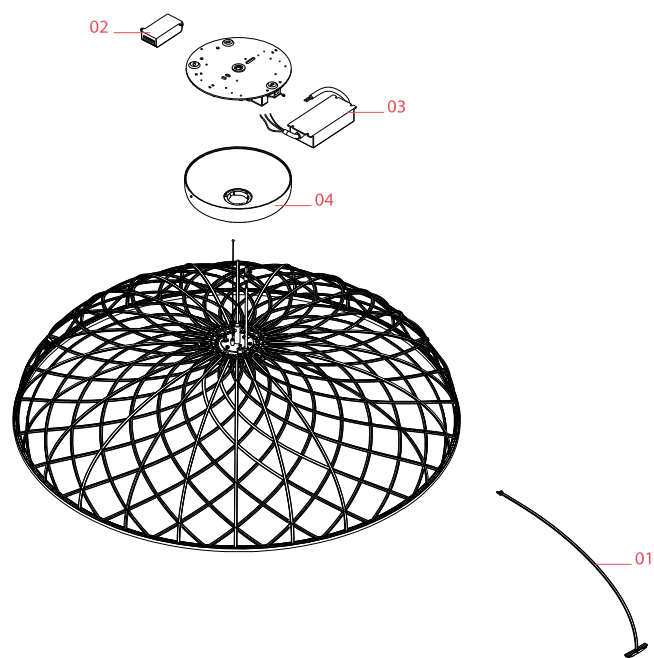
Insulation class	I
Frequency (Hz)	50/60
Main voltage (Vac)	100-240
Driver	Integrated
Dimmable	Yes
Dimming type	Dimmer on board
Dimming interface	Dimmer Integrated

Notes

Class 2

---

Spare Parts



- |     |  |         |
|-----|--|---------|
| 01. | Assembly Led Arm for Skynest Suspension Almond | RF34719 |
| 02. | Led dimmer kit                                 | RF35452 |
| 03. | Skynest Suspension Driver 100W 100-277V        | RF33061 |
| 04. | Rose for Skynest Ceiling Almond                | RF35173 |



RF34719  
Assembly Led Arm for Skynest  
Suspension Almond



RF35452  
Led dimmer kit



RF33061  
Skynest Suspension Driver 100W  
100-277V



RF35173  
Rose for Skynest Ceiling Almond