

# FLOS

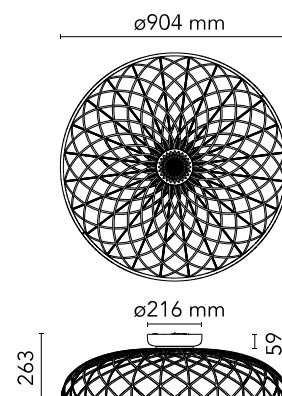

 F6393017 Almond

## Skynest C

Designed by Marcel Wanders, Marcel Wanders studio, 2022

57W - 1885lm - 2700-2900K - CRI> 90

Diffuse lighting hanging appliance. The dome is a combination of luminous and dark elements arranged into a network and formed of core structures covered with a thin interwoven colourful tubular mesh made from recycled and recyclable fabric produced from polyester. Every single luminous element is powered by special micro-connectors located at the top of the dome and is covered with a two-tone mesh, while the side facing the inside of the dome is always white in order to allow for optimal light emission from the LED module. The appliance is fitted with a built-in balancing system at the top of the dome which helps adjust its balance, making it perfectly stable. The bottom of the dome is completed by an aluminium ring that keeps the dome's entire network structure in place through a simple snap-fit system. The product is assembled with absolutely no glue so it can be fully separated to be recycled in the future and in case of any repairs or replacements. Available lamp finishes: Blue Tourmaline, Almond, Anthracite or Brick Red. Fitted with built-in electronics that allow for the use of different dimmer systems: 0-10V / 1-10V / DALI / PUSH."



Are you a professional and your project needs consulting and support?

[BOOK AN APPOINTMENT](#)

### Download

Mounting instructions

 PDF

### Photometric Files

LDT / IES

 ZIP

Main specifications

EAN	8059607058008
Mounting	Ceiling
Environments	Indoor dry location
Light source type	LED
Light sources included	Yes
LED type	LED Module
Power (W)	57
System power (W)	57
Lumen Output (lm)	1885

Physical

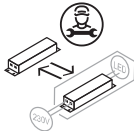
Colour	Almond
Length (mm)	904
Canopy colour	Almond
Canopy length/diameter (mm)	216
Canopy height (mm)	58
Net weight (kg)	4
Package height (mm)	320
Package width (mm)	1000
Package length (mm)	1000
Package volume (m3)	0.32
IP internal	20

Ecodesign and Energy Labelling

This product contains a light source of energy efficiency class F



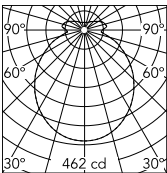
Replaceable (LED only) light source by an end-user



Replaceable control gear by a professional



Schematic light drawing



Beam Angle: 111°

h(m)	E(lx)	D(m)
1	462	2.91
2	115	5.82
3	51	8.74
4	29	11.65
5	18	14.56

Luminous flux luminaire  
1855 lm

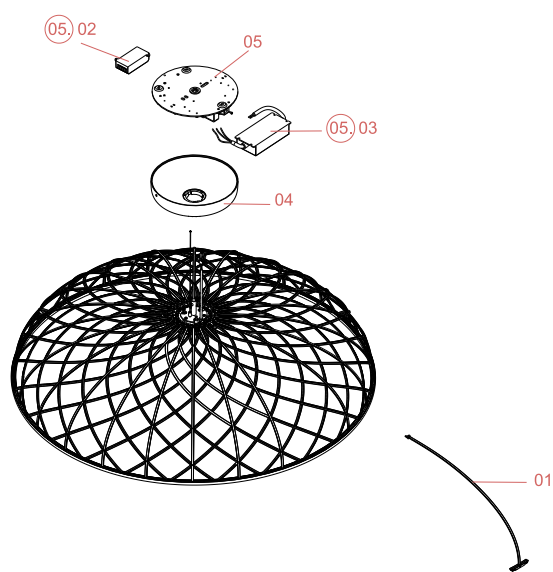
Photometric

Light distribution	Symmetric
CCT (K)	2700-2900
CRI>	90
Extreme cut off	No

Electrical

Insulation class	I
Frequency (Hz)	50/60
Main voltage (Vac)	100-240
Power supply	Integrated
Dimmable	Yes
Power supply type	Dimmer on board
Dimming interface	Dimmer Integrated

Spare Parts



- |     |                                                                                    |         |
|-----|------------------------------------------------------------------------------------|---------|
| 00. | Push button and cables assembly for dimmer                                         | RF27318 |
| 01. | Assembly Led Arm for Skynest Suspension Almond                                     | RF34719 |
| 02. | Led dimmer kit                                                                     | RF34197 |
| 03. | Skynest Suspension Driver 100W 100-277V                                            | RF33061 |
| 04. | Rose for Skynest Ceiling Almond                                                    | RF35173 |
| 05. | Skynest C - Ceiling rose assembly with ceiling attachment, power supply and dimmer | RF35162 |



RF27318  
Push button and cables assembly  
for dimmer



RF34719  
Assembly Led Arm for Skynest  
Suspension Almond



RF34197  
Led dimmer kit



RF33061  
Skynest Suspension Driver 100W  
100-277V



RF35173  
Rose for Skynest Ceiling Almond



RF35162  
Skynest C - Ceiling rose assembly  
with ceiling attachment, power  
supply and dimmer