


FLOS

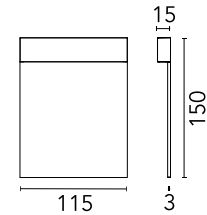
 F5971066 Polished Copper

Real Matter Polished Copper

Designed by Piero Lissoni, 2016



Remote power supply 24V to be separately ordered. The fixture is prewired with 200mm cable and an IP connection kit. 3 version available (select the model suitable for your type of installation): - in concrete surface with recessed box to be ordered separately. - in plasterboard surface (surface thickness min 5mm-max20mm) model supplied with springs. - on solid surface no recessed box needed, the fixtures is directly glued on the surface (type of gluing to be select by the operator based on the type of surface).



Are you a professional and your project needs consulting and support?

[BOOK AN APPOINTMENT](#)

Main specifications

EAN	8054793604213
Mounting	Wall
Light source type	LED
Light sources included	Yes
LED type	Top LED
Number of lamps	1
Power (W)	3
System power (W)	3
Lumen Output (lm)	82

Physical

Colour	Polished Copper
Trim	No
Orientation	Fixed
Net weight (kg)	0.68
Package length (mm)	212
IP internal	65
Drive Over	No

Download

[Mounting instructions](#)  ZIP

Photometric Files

[LDT / IES](#)  ZIP

[LDT / IES](#)  ZIP

Technical Drawings

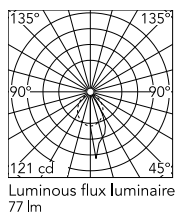
[2D](#)  ZIP

[3D](#)  ZIP

[Bim](#)  ZIP



Schematic light drawing



Ecodesign and Energy Labelling

This product contains a light source of energy efficiency class F



Replaceable (LED only)
light source by a
professional

Photometric

Lighting type	Direct
Light distribution	Asymmetric
CCT (K)	3000
CRI>	80
Beam angle C0-180 (°)	80
Beam angle C90-270 (°)	30
Extreme cut off	No

Electrical

Insulation class	III
Frequency (Hz)	50/60
Main voltage (Vac)	24
Power supply	Remote excluded
Dimmable	Yes
Power supply type	Non Dimmable, Dimmable 1-10V, Dimmable DALI 1
Dimming interface	Remote Dimmable (Dimmer Not Included)
Emergency	No

Notes

We recommend using a connection system with a degree of protection greater than or equal to the degree of protection of the luminaire.

During the installation and the maintenance of the fixtures it is important to be careful and avoid damages on the coating.

For LED fixtures, there is evidence that most of the damages are connected to electrical effects related to the insulations, which cause destructive electrical discharges

These effects are frequently caused by:

- over voltage coming from the mains' network where fixture is connected.
- electrostatic discharge (ESD) coming from the environment.

The use of a protective device against the overvoltage on the electrical installation is warmly suggest this helps to reduce the intensity of some of these phenomenon and prevent irreversible damages. The selection of the type of device to be used must be adjust on the electrical plant.

Accessories & Power Supply



REQUIRED
Power supply

RF25752

Power supply 24Vdc 20W / 220-240V IP67 Class II selv. Non Dimmable



REQUIRED
Power supply

RF25747

Power supply 24V 10W /110-240V IP20 Class II selv. Non Dimmable



REQUIRED
Power supply

RF25750

Power supply 24Vdc 17W / 110-240V (15W@110V) IP20 Class II selv. Dimmable Push-Dimm Or 1.10V



REQUIRED
Power supply

RF25748

Power Supply dual function C.V. Vout 24Vdc 8W, Vin 220÷240V C.C. Iout 350mA: 8W, Vin 220÷240V IP 65 Class II Selv. NON Dimmable



REQUIRED
Power supply

RF26387.A

Power supply 24Vdc 20W / 110-240Vdc (15W@110V) IP67 Class II selv. Dimmable DALI



REQUIRED
Power supply

F990B28A000

Power supply 24Vdc 50W / 220-240V IP67 Class I selv. Non Dimmable



REQUIRED
Power supply

F990B29A000

Power supply 24Vdc 100W / 220-240V IP67 Class I selv.Non Dimmable



REQUIRED
Power supply

F990B27A000

Power supply 24Vdc 70W / 220-240V IP67 Class I selv. Non Dimmable