

FLOS

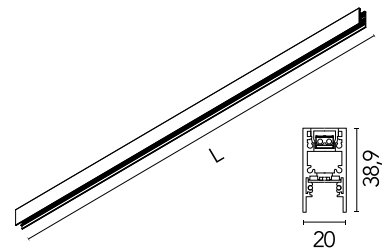
06.0608.40 White

Profile Feed Casambi 2000mm

Designed by FLOS Architectural

Length: 2000 - Suspension

Profil électromécanique intérieur (24 Vdc) de 1 à 3 m de longueur pour installation suspendue avec éclairage indirect sur la partie supérieure. Les profils linéaires sont disponibles en deux versions : profils d'alimentation, pour connexion au driver, et profils intermédiaires. Les angles ne comportent pas d'éclairage indirect. Les connecteurs d'alimentation, les connecteurs intermédiaires et les embouts doivent être commandés séparément. Des jonctions mécaniques et électriques sont disponibles en version linéaire ainsi qu'en formes L, T et X dans le même plan.



Are you a professional and your project needs consulting and support?

[BOOK AN APPOINTMENT](#)

Main specifications

Mounting	Suspension
Environments	Indoor dry location
Light source type	LED
Light sources included	Yes
LED type	Top LED
Lamp category	LED
Number of lamps	1
Power (W)	11.2
Source flux (lm)	1280
Lumen Output (lm)	919
Efficacy (lm/W)	82

Physical

Colour	White
Length (mm)	2000
Net weight (kg)	1.64
IP internal	20

Download

[Mounting instructions](#)  PDF


Photometric Files

[LDT / IES](#)  ZIP

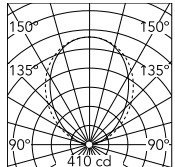
Technical Drawings

[2D](#)  ZIP

[3D](#)  ZIP



Schematic light drawing



Beam Angle: 85°

h(m)	E(lx)	D(m)
1	410	1.85
2	103	3.70
3	46	5.55
4	26	7.39
5	16	9.24

Luminous flux luminaire
919 lm

Photometric

Lighting type	Indirect
Light distribution	Symmetric
CCT (K)	2700
CRI>	90
McAdam steps (SDCM)	3
Rf fidelity index	92
Rg gamut index	98
LED Life / Failure Ratio	L80B10>72.000h_Tc65°C
Beam angle C0-180 (°)	85
Beam angle C90-270 (°)	96
Extreme cut off	No
UGR _L	<10

Electrical

Insulation class	III
Forward voltage (V)	24
LED current (mA)	440
Power supply	Remote
Dimmable	Yes
Dimming range (%)	1-100
Batteries inside	No

Accessories & Power Supply



REQUIRED
Accessory

Mounting

06.0670.00

Initial Mechanical Kit



REQUIRED
Accessory

Mounting

06.0671.00

Intermediate Mechanical Kit



REQUIRED
Accessory

Mounting

06.0674.40

Recessed Mechanical Kit



REQUIRED
Power supply

Electrical

08.1231.40

Remote Kit Dimmable



REQUIRED
Power supply

Electrical

08.1237.40

Remote Kit Dimmable



REQUIRED
Power supply

Electrical

08.1239.40

Remote Kit Dimmable



REQUIRED
Accessory

Mounting

06.0675.00

Surface Mechanical Kit



REQUIRED
Accessory

Mounting

06.0673.00

Intermediate Electrical Kit



REQUIRED
Power supply
Electrical

08.1232.14

Surface Kit Initial No Dimmable



REQUIRED
Power supply
Electrical

08.1232.40

Surface Kit Initial No Dimmable



REQUIRED
Power supply
Electrical

08.1233.40

Surface Kit Intermediate No Dimmable



REQUIRED
Accessory
Mounting

06.0672.00

Initial Electrical Kit



REQUIRED
Connector
06.0660.40

Mechanical linear joint



REQUIRED
Corner
06.0661.40

Mechanical 90° Corner



REQUIRED
Connector
06.0662.40

Mechanical T Connector



REQUIRED
Connector
06.0663.40

Mechanical X Connector



REQUIRED
Connector

06.0664.40

Electrical linear joint



REQUIRED
Corner

06.0665.40

Electrical 90° Corner



REQUIRED
Connector

06.0666.40

Electrical T Connector



REQUIRED
Connector

06.0667.40

Electrical X Connector



REQUIRED
Component

06.0668.40

Blind End



OPTIONAL
Connector

Electrical

06.2608.14

Straight Connector



OPTIONAL
Corner

Electrical

06.0457.14

90° Corner



OPTIONAL
Corner

Electrical

06.0459.14

T Connector



OPTIONAL
Corner

Electrical

06.0460.14

X Connector