

FLOS

F023G25A006 Grey

Pointbreak Wall 0 Up&Down Optic Spot

Designed by Piero Lissoni

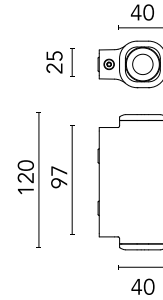


3W - 202lm - 2700K - CRI> 80 - Beam° 11

LED light source included. Integrated 220-240V ON/OFF electrical power. Equipped with IP65 rubber grommet and 2-pole quick-connect terminals.

Are you a professional and your project needs consulting and support?

[BOOK AN APPOINTMENT](#)




Main specifications

EAN	8054793382791
Mounting	Wall
Light source type	LED
Light sources included	Yes
LED type	Power LED
Number of lamps	1
Power (W)	3
System power (W)	3.4
Source flux (lm)	278
Lumen Output (lm)	202

Physical

Colour	Grey
Orientation	Fixed
Net weight (kg)	0.59
Package height (mm)	80
Package width (mm)	135
Package length (mm)	130
IP internal	65
H2O stop	No
Drive Over	No

Download

[Mounting instructions](#)  ZIP

Photometric Files

[LDT / IES](#)  ZIP

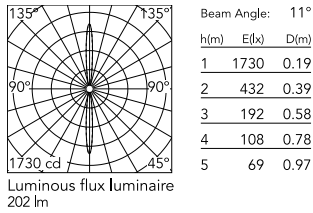
Technical Drawings

[2D](#)  ZIP

[3D](#)  ZIP



Schematic light drawing



Photometric

Lighting type	Direct, Indirect
Light distribution	Symmetric
CCT (K)	2700
CRI>	80
Beam angle C0-180 (°)	11
Beam angle C90-270 (°)	11
Beam angle indirect C0-180 (°)	11
Beam angle indirect C90-270 (°)	11
Extreme cut off	No

Electrical

Insulation class	I
Frequency (Hz)	50/60
Main voltage (Vac)	220-240
Power supply	Integrated
Dimmable	No
Power supply type	Non Dimmable
Dimming interface	Not Dimmable
Emergency	No

Ecodesign and Energy Labelling

This product contains a light source of energy efficiency class E

