

FLOS

F023C2CA001 White

Pointbreak Balisage 2 - 60

Designed by Piero Lissoni, 2020

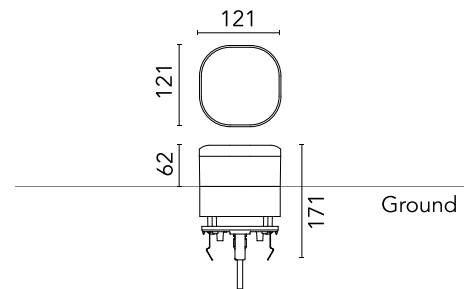


13W - 600lm - 2700K - CRI> 80

LED light source included. Integrated 220-240V ON/OFF and 1-10V/DALI dimmable electrical power. Equipped with one piece of neoprene output cable. IP68 junction system to be ordered separately. Luminaire must be installed with mandatory box for installation, ordered separately.

Are you a professional and your project needs consulting and support?

[BOOK AN APPOINTMENT](#)



Main specifications

EAN	8054793369389
Mounting	Ground
Light source type	LED
Light sources included	Yes
LED type	Top LED
Number of lamps	1
Power (W)	13
System power (W)	12.5
Source flux (lm)	1374
Lumen Output (lm)	600

Physical

Colour	White
Orientation	Fixed
Recessed depth (mm)	109
Length (mm)	121
Net weight (kg)	2.19
Package height (mm)	165
Package width (mm)	270
Package length (mm)	230
Package volume (m3)	0.01
IP internal	65
H2O stop	Yes
Drive Over	No

Download

[Mounting instructions](#)  ZIP

Photometric Files

[LDT / IES](#)  ZIP

Technical Drawings

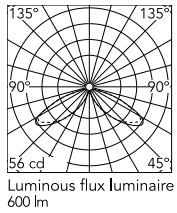
[2D](#)  ZIP

[3D](#)  ZIP

[Bim](#)  ZIP



Schematic light drawing



Beam Angle: 34°

h(m)	E(lx)	D(m)
1	56	2.12
2	14	4.24
3	6	6.36
4	3	8.48
5	2	10.60

Photometric

Lighting type	Direct
Light distribution	Asymmetric
CCT (K)	2700
CRI>	80
Extreme cut off	No

Electrical

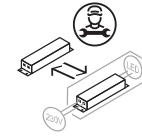
Insulation class	I
Frequency (Hz)	50/60
Main voltage (Vac)	220-240
Power supply	Integrated
Dimmable	No
Power supply type	Non Dimmable
Dimming interface	Not Dimmable
Emergency	No

Ecodesign and Energy Labelling

This product contains a light source of energy efficiency class E



Non-replaceable light source



Replaceable control gear by a professional

Accessories & Power Supply



REQUIRED
Accessory

F023Z030000

Box for ground installation