


FLOS

 F023C4CB018 Deep Brown

Pointbreak Balisage 2 - 60 Dimmable 1-10V

Designed by Piero Lissoni, 2020



13W - 672lm - 4000K - CRI > 80

LED light source included. Integrated 220-240V ON/OFF and 1-10V/DALI dimmable electrical power. Equipped with one piece of neoprene output cable. IP68 junction system to be ordered separately. Luminaire must be installed with mandatory box for installation, ordered separately.

Are you a professional and your project needs consulting and support?

[BOOK AN APPOINTMENT](#)



Main specifications

EAN	8054793371580
Mounting	Ground
Light source type	LED
Light sources included	Yes
LED type	Top LED
Number of lamps	1
Power (W)	13
System power (W)	12.5
Source flux (lm)	1538
Lumen Output (lm)	672

Physical

Colour	Deep Brown
Orientation	Fixed
Recessed depth (mm)	109
Length (mm)	121
Net weight (kg)	2.19
Package height (mm)	165
Package width (mm)	270
Package length (mm)	230
Package volume (m3)	0.01
IP internal	65
H2O stop	Yes
Drive Over	No

Download

Mounting instructions [↓ ZIP](#)

Photometric Files

LDT / IES [↓ ZIP](#)

Technical Drawings

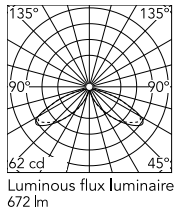
2D [↓ ZIP](#)

3D [↓ ZIP](#)

 Bim [↓ ZIP](#)



Schematic light drawing



Beam Angle: 34°

h(m)	E(lx)	D(m)
1	62	2.12
2	16	4.24
3	7	6.36
4	4	8.48
5	2	10.60

Photometric

Lighting type	Direct
Light distribution	Asymmetric
CCT (K)	4000
CRI>	80
Extreme cut off	No

Electrical

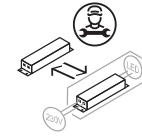
Insulation class	I
Frequency (Hz)	50/60
Main voltage (Vac)	220-240
Power supply	Integrated
Dimmable	Yes
Power supply type	Dimmable 1-10V
Dimming interface	Dimmer Integrated
Emergency	No

Ecodesign and Energy Labelling

This product contains a light source of energy efficiency class D



Non-replaceable light source



Replaceable control gear by a professional

Accessories & Power Supply



REQUIRED
Accessory

F023Z030000

Box for ground installation