


# FLOS

 F020A1JH012 Forest Green

## Outgraze 35 L 300 mm Forest Green

Designed by FLOS Outdoor, 2019



48V remote power supply and installation brackets to be ordered separately. Extra clear transparent glass, excluding the DIFFUSE version with sandblasted glass. Dimmable PWM luminaires. SMART version available upon request (power 4W - flux -50% lm).

Are you a professional and your project needs consulting and support?

[BOOK AN APPOINTMENT](#)



### Main specifications

EAN	8054793325057
Mounting	Wall
Environments	Outdoor wet location
Light source type	LED
Light sources included	Yes
LED type	Power LED
Number of lamps	1
Power (W)	7
System power (W)	7
Lumen Output (lm)	342

### Physical

Colour	Forest Green
Trim	No
Orientation	Adjustable
Transversal tilting (°)	180
Length (mm)	300
Net weight (kg)	1
Package height (mm)	130
Package width (mm)	115
Package length (mm)	365
Package volume (m3)	0.01
IP internal	66
Drive Over	No

### Download

Mounting instructions [↓ ZIP](#)

### Photometric Files

LDT / IES [↓ ZIP](#)


### Technical Drawings

2D [↓ ZIP](#)

3D [↓ ZIP](#)

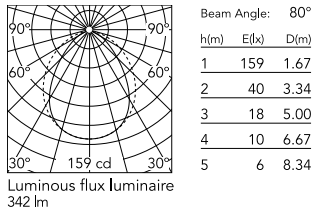
### Ecodesign and Energy Labelling

 Replaceable (LED only) light source by a professional

 Replaceable control gear by a professional



## Schematic light drawing



### Photometric

Lighting type	Direct
Light distribution	Symmetric
CCT (K)	2200
CRI>	80
Beam angle C0-180 (°)	90
Beam angle C90-270 (°)	90
Extreme cut off	No

### Electrical

Insulation class	III
Main voltage (Vac)	48
Power supply	Remote
Dimmable	Yes
Power supply type	Dimmable DALI PWM, Dimmable 1-10 PWM
Dimming interface	Remote Dimmable (Dimmer Not Included)
Emergency	No

### Notes

We recommend using a connection system with a degree of protection greater than or equal to the degree of protection of the luminaire.

During the installation and the maintenance of the fixtures it is important to be careful and avoid damages on the paint coating.

Damages on the coating exposed to outdoor conditions or water, could cause corrosion.

Chemical substances affect the anticorrosion covering protection.

For LED fixtures, there is evidence that most of the damages are connected to electrical effects related to the insulations, which cause destructive electrical discharges

These effects are frequently caused by:

- over voltage coming from the mains' network where fixture is connected.
- electrostatic discharge (ESD) coming from the environment.

The use of a protective device against the overvoltage on the electrical installation is warmly suggest this helps to reduce the intensity of some of these phenomenon and prevent irreversible damages. The selection of the type of device to be used must be adjust on the electrical plant.

## Accessories & Power Supply



REQUIRED  
Power supply

RF25746

Power supply 48V 240W /110-240V single output DIN RAIL.



REQUIRED  
Power supply

RF25753

Power supply 48V 60W / 110-240V IP67 Class II selv eq.



REQUIRED  
Power supply

F990B08A000

CONTROL INTERFACE 48V PWM - DALI IP20 CLASS III. Vin 48Vdc 120W (POWER SUPPLY NOT INCLUDED)



REQUIRED  
Power supply

F990B15A000

CONTROL INTERFACE 48V PWM - 1..10V IP20 CLASS III. VIN 48Vdc 120W (POWER SUPPLY NOT INCLUDED)



REQUIRED  
Accessory

F990C00A000

2 way terminal block 4 poles IP68 H20 stop. (ø5,5÷12mm cable)



REQUIRED  
Accessory

F990C010000

3/4 way terminal block 4 poles IP68 H20 stop. (ø5,5÷12mm cable)



REQUIRED  
Accessory

F1203012

One pair of short brackets L 80 mm. Forest Green



REQUIRED  
Accessory

F1204012

One pair of long brackets L 200 mm. Forest Green