

# FLOS

F020HTJH001 White

## Outgraze 35 Easy - Tunable White L 300mm White

Designed by FLOS Outdoor, 2019



24V remote power supply and installation brackets to be ordered separately.  
Dimmable PWM luminaires. Sandblasted glass.

Are you a professional and your project needs consulting and support?

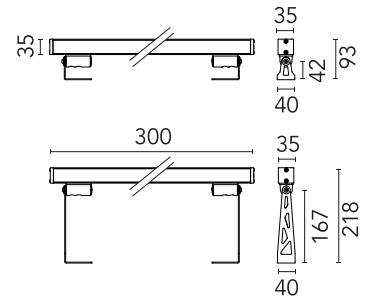
[BOOK AN APPOINTMENT](#)

### Main specifications

EAN	8054793798974
Mounting	Wall
Environments	Outdoor wet location
Light source type	LED
Light sources included	Yes
LED type	Top LED
Number of lamps	1
Power (W)	5
System power (W)	4.5
Lumen Output (lm)	480

### Physical

Colour	White
Trim	No
Orientation	Adjustable
Transversal tilting (°)	180
Length (mm)	1200
Net weight (kg)	1
Package height (mm)	365
Package width (mm)	115
Package length (mm)	130
Package volume (m3)	0.01
IP internal	66
Drive Over	No



### Download

[Mounting instructions](#) ZIP

### Photometric Files

[LDT / IES](#) ZIP

### Technical Drawings

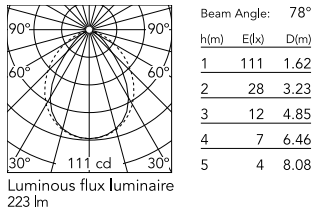
[2D](#) ZIP

[3D](#) ZIP

[Bim](#) ZIP



## Schematic light drawing



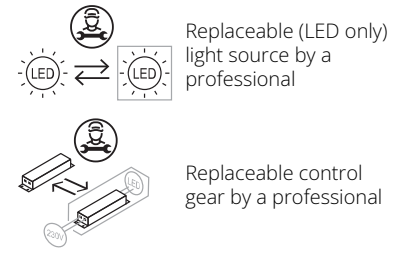
## Photometric

Lighting type	Direct
Light distribution	Symmetric
CCT (K)	2700-5700
CRI>	80
Beam angle C0-180 (°)	90
Beam angle C90-270 (°)	90

## Electrical

Insulation class	III
Main voltage (Vac)	24
Power supply	Remote
Dimmable	Yes
Power supply type	Dimmable DALI PWM, Dimmable 1-10 PWM
Dimming interface	Remote Dimmable (Dimmer Not Included)
Emergency	No

## Ecodesign and Energy Labelling



## Notes

We recommend using a connection system with a degree of protection greater than or equal to the degree of protection of the luminaire.

During the installation and the maintenance of the fixtures it is important to be careful and avoid damages on the paint coating.

Damages on the coating exposed to outdoor conditions or water, could cause corrosion.

Chemical substances affect the anticorrosion covering protection.

For LED fixtures, there is evidence that most of the damages are connected to electrical effects related to the insulations, which cause destructive electrical discharges

These effects are frequently caused by:

- over voltage coming from the mains' network where fixture is connected.
- electrostatic discharge (ESD) coming from the environment.

The use of a protective device against the overvoltage on the electrical installation is warmly suggest this helps to reduce the intensity of some of these phenomenon and prevent irreversible damages. The selection of the type of device to be used must be adjust on the electrical plant.