


FLOS

09.8311.AH Glossy Grey

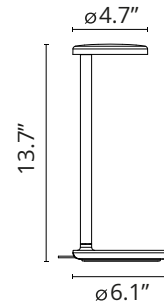
Oblique Qi

Designed by Vincent Van Duysen, 2020

LED - Top LED - 8W - 482lm - 3000K - CRI> 90 - Beam° 35



Oblique is the natural evolution of the classic office swing arm model. With its robust, compact structure and minimalist design by Vincent Van Duysen, Oblique produces a patented, powerful, and controlled asymmetric light beam that is optimal for workspaces. Key features Integrated USB-C port into the base to charge additional devices. Round flat head for minimal visual intrusion A patented ultra-flat lens with very high efficiency of 97% *Only the Oblique Qi version comes with a built-in wireless charging port at the base. It allows users to charge their smartphones while freeing desks from unsightly wire and cable clutter.



Are you a professional and your project needs consulting and support?

[BOOK AN APPOINTMENT](#)

Main specifications

Mounting	Table
Environments	Indoor dry location
Light Source Type	LED
Light sources included	Yes
LED type	Top LED
Lamp category	LED
Number of lamps	1
Power (W)	8
System power (W)	28
Source flux (lm)	760
System flux (lm)	482

Physical

Color	Glossy Grey
Orientation	Fixed
IP internal	20
IP external	20

Download

[Family spec sheet](#) ZIP

[Mounting instructions](#) PDF

Photometric Files

[LDT / IES](#) ZIP

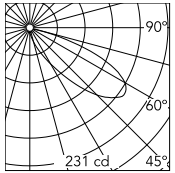
Technical Drawings

[2D](#) ZIP

[3D](#) ZIP



Schematic light drawing



Beam Angle:	35°		
h(m)	E(lx)	D(m)	
1	231	2.18	
2	58	4.36	
3	26	6.54	
4	14	8.72	
5	9	10.90	

Luminous flux luminaire
482 lm

Photometric

Lighting type	Direct
Light distribution	Asymmetric
CCT (K)	3000
CRI>	90
LED Life / Failure Ratio	L90B10 > 50.000h (Tc=85°C)
Beam angle C0-180 (°)	35
Beam angle C90-270 (°)	46
Extreme cut off	No

Electrical

Insulation class	III
Driver	Remote included
Dimmable	Yes
Dimming type	Dimmable
Emergency type	No
Induction recharge Qi	Yes
Charging socket/connector	USB-C