


# FLOS

09.8302.DV Glossy Sage

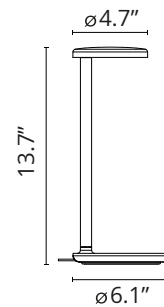
## Oblique

Designed by Vincent Van Duysen, 2020

LED - Top LED - 8W - 525lm - 4000K - CRI> 90 - Beam° 35



Oblique is the natural evolution of the classic office swing arm model. With its robust, compact structure and minimalist design, Oblique produces a patented, powerful, and controlled asymmetric light beam that is optimal for workspaces. Key features: Integrated USB-C port into the base to charge additional devices. Round flat head for minimal visual intrusion with a 355 rotatable stem. A patented ultra-flat lens with very high efficiency of 97%. Only the Oblique Qi version comes with a built-in wireless charging port at the base. It allows users to charge their smartphones while freeing desks from unsightly wire and cable clutter.



Are you a professional and your project needs consulting and support?

[BOOK AN APPOINTMENT](#)

### Main specifications

Mounting	Table
Environments	Indoor dry location
Light Source Type	LED
Light sources included	Yes
LED type	Top LED
Lamp category	LED
Number of lamps	1
Power (W)	8
System power (W)	18
Source flux (lm)	827
System flux (lm)	525

### Physical

Color	Glossy Sage
Orientation	Fixed
IP internal	20
IP external	20

### Download

[Family spec sheet](#) ZIP

[Mounting instructions](#) PDF

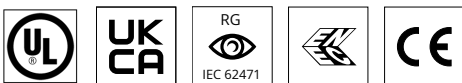
### Photometric Files

[LDT / IES](#) ZIP

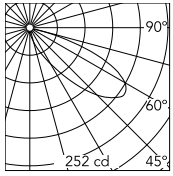
### Technical Drawings

[2D](#) ZIP

[3D](#) ZIP



## Schematic light drawing



Beam Angle: 35°

h(m)	E(lx)	D(m)
1	252	2.18
2	63	4.36
3	28	6.54
4	16	8.72
5	10	10.90

Luminous flux luminaire  
525 lm

## Photometric

Lighting type	Direct
Light distribution	Asymmetric
CCT (K)	4000
CRI>	90
LED Life / Failure Ratio	L90B10 > 50.000h (Tc=85°C)
Beam angle C0-180 (°)	35
Beam angle C90-270 (°)	46

## Electrical

Insulation class	III
Driver	Remote included
Dimmable	Yes
Dimming type	Dimmable
Emergency type	No
Induction recharge Qi	No
Charging socket/connector	USB-C