

FLOS

D305F07CDEA21 Silver

Nocturne F1 Cone

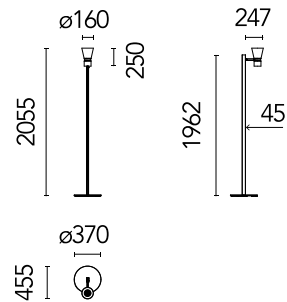
Designed by Konstantin Grcic, 2026

15W - 545lm - 2700K - CRI > 90



Modular floor lamp emitting direct and ambient light. A flat metal base supports a vertical extruded aluminium track electrified at 48V on both sides. Light units can be inserted at any point along the track. Extra-clear borosilicate glass diffuser in conical form with focused optic for directional illumination. Die-cast aluminium Light Engine housed within lamp junctions. Dual LED sources: COB LED and perimetral halo LED. Conical light unit swivels on two axes. Dimmable push-button control.

Designed by Konstantin Grcic, Nocturne combines the precise logic of industrial aluminium with the timeless beauty of blown glass. In the floor version, the system rises vertically, allowing one or more luminous volumes to structure the space. Conceived as a modular composition, Nocturne opens tailored possibilities for both architectural and domestic environments. Its innovative Light Engine activates the glass from within, pairing high-performance illumination with a soft halo that gives the transparent material a luminous, almost ethereal quality.



Are you a professional and your project needs consulting and support?

[BOOK AN APPOINTMENT](#)

Main specifications

EAN	8059607080047
Mounting	Floor
Environments	Indoor dry location
Light source type	LED
Light sources included	Yes
LED type	LED array, LED Module
Power (W)	15
System power (W)	15
Lumen Output (lm)	545

Physical

Colour	Silver
Length (mm)	455
Cord length (mm)	3200
Net weight (kg)	12.8
Package volume (m3)	0.1
IP internal	20

Download

[Mounting instructions](#) PDF

Photometric Files

[LDT / IES](#) ZIP

Technical Drawings

[2D](#) ZIP

[3D](#) ZIP

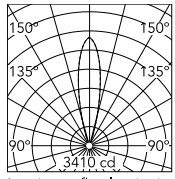
Ecodesign and Energy Labelling

Replaceable (LED only) light source by a professional

Replaceable control gear by an end-user



Schematic light drawing



Beam Angle: 22°

h(m)	E(lx)	D(m)
1	3410	0.40
2	852	0.79
3	379	1.19
4	213	1.59
5	136	1.99

Luminous flux luminaire
545 lm

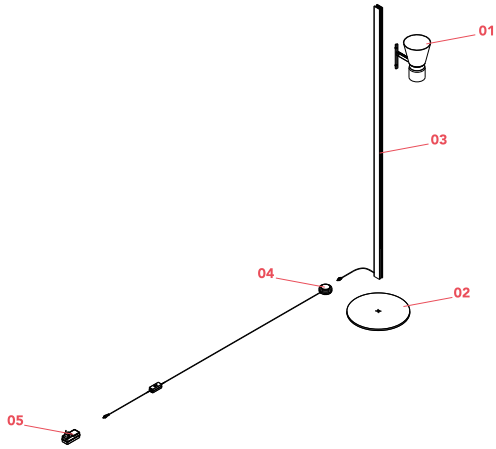
Photometric

Lighting type	Direct, Indirect
CCT (K)	2700
CRI>	90

Electrical

Insulation class	III
Frequency (Hz)	50/60
Main voltage (Vac)	100-240
Power supply	Remote included
Dimmable	Yes
Power supply type	Electronic 48V
Dimming interface	Dimmer Integrated
Plug type	Type A, Type C, Type G
Batteries inside	No

Spare Parts




- | | | |
|-----|--------------------------------------|---------------|
| 01. | Nocturne F Silver cone diffuser | D305F05C0EA21 |
| 02. | Nocturne F Silver base | RF3050104 |
| 03. | Nocturne F Silver body | D305F03A0EA21 |
| 04. | Nocturne F dimmer and cable assembly | RF38532 |
| 05. | Black plug assembly kit & 48V driver | RF6600130 |



D305F05C0EA21

Nocturne F Silver cone diffuser



RF3050104

Nocturne F Silver base



D305F03A0EA21

Nocturne F Silver body



RF38532

Nocturne F dimmer and cable assembly



RF6600130

Black plug assembly kit & 48V driver