


FLOS

 F0286000 Black

Noctambule Floor 2 High Cylinder Small Base

Designed by Konstantin Grcic, 2019

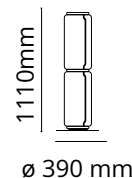
27W - 795lm - 2700K



Standing lamps consisting of interconnecting glass modules reaching a height of 2,17 metres (85.43"). Cylindrical and semi-spherical transparent blown glass structure, die cast aluminium base and rings, hydroformed steel internal lateral arms and injection moulded optical opal silicone outer ring diffusers. The power supply cable is 2 metres (78.74") long, with a pedal operated panel used as a dimmer to adjust the light intensity by 10% to 100% in either direction. Wall mounted power supply unit with interchangeable plugs.

Are you a professional and your project needs consulting and support?

[BOOK AN APPOINTMENT](#)



Main specifications

| | |
|------------------------|---------------------|
| EAN | 8059607000809 |
| Mounting | Floor |
| Environments | Indoor dry location |
| Light source type | LED |
| Light sources included | Yes |
| LED type | LED Module |
| Power (W) | 27 |
| Lumen Output (lm) | 795 |

Physical

| | |
|---------------------|-------|
| Colour | Black |
| Length (mm) | 250 |
| Cord colour | Black |
| Net weight (kg) | 14.8 |
| Package volume (m3) | 0.2 |
| IP internal | 20 |

Download

| | |
|-----------------------|------------------------------|
| Mounting instructions | Download PDF |
| Mounting instructions | Download PDF |
| Mounting instructions | Download PDF |

Photometric Files

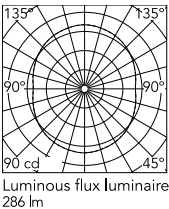
| | |
|-----------|------------------------------|
| LDT / IES | Download ZIP |
|-----------|------------------------------|

Technical Drawings

| | |
|-----|------------------------------|
| 3D | Download ZIP |
| Bim | Download ZIP |



Schematic light drawing



Photometric




| | |
|--------------------|-----------|
| Lighting type | Total |
| Light distribution | Symmetric |
| CCT (K) | 2700 |
| Extreme cut off | No |

Electrical




| | |
|--------------------|------------------------|
| Insulation class | III |
| Frequency (Hz) | 50/60 |
| Main voltage (Vac) | 100-240 |
| Power supply | Remote included |
| Dimmable | Yes |
| Power supply type | Electronic 48V |
| Dimming interface | Dimmer Integrated |
| Plug type | Type A, Type C, Type G |
| Batteries inside | No |

Ecodesign and Energy Labelling

This product contains a light source of energy efficiency class E

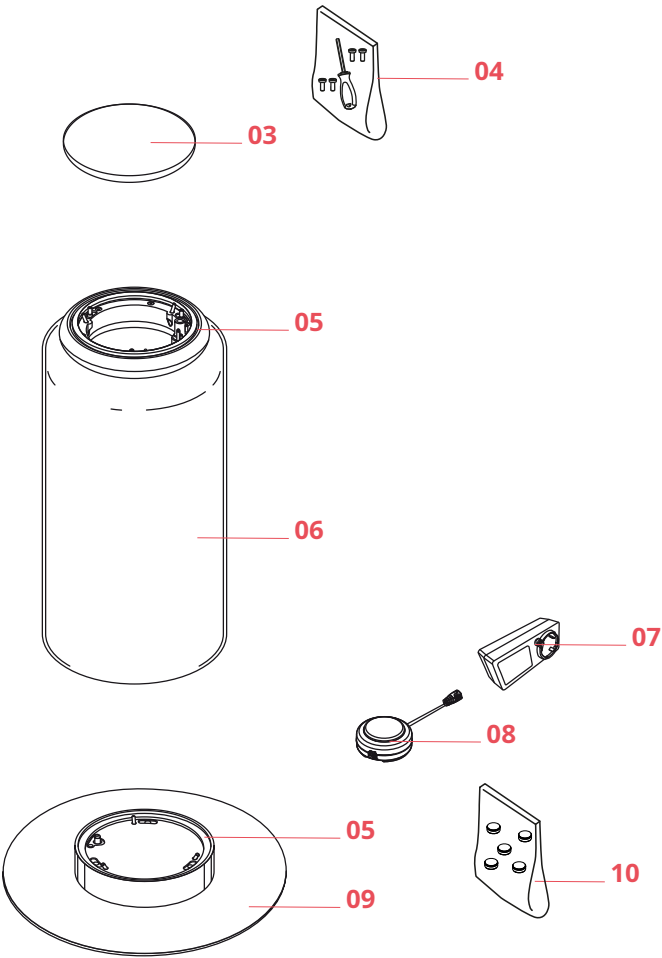


Replaceable (LED only) light source by a professional



Replaceable control gear by an end-user

Spare Parts



- | | | |
|-----|---|-----------|
| 03. | Noctambule Floor Terminal cap | F0293030 |
| 04. | Fixing screws kit | RF0254100 |
| 05. | Ring led diffuser | RF27498 |
| 06. | Noctambule High Cylinder | F0257000 |
| 07. | Black plug assembly kit & 48V driver | RF6600130 |
| 08. | Noctambule switch dimmer assembly (with EMC filter) | RF37082 |
| 09. | Noctambule Floor Small base | F0261030 |
| 10. | Noctambule F n°5 adjustable feet kit | RF0254200 |



F0293030

Noctambule Floor Terminal cap



RF0254100

Fixing screws kit



RF27498

Ring led diffuser



F0257000

Noctambule High Cylinder



RF6600130

Black plug assembly kit & 48V driver



RF37082

Noctambule switch dimmer assembly (with EMC filter)



F0261030

Noctambule Floor Small base



RF0254200

Noctambule F n°5 adjustable feet kit