


# FLOS

 F015B23A018 Deep Brown

## Mile Wall 1 Washer Up & Down

Designed by Antonio Citterio, 2020



8W - 582lm - 2700K - CRI> 80

LED light source included. Integrated 220-240V ON/OFF electrical power. Equipped with double cable gland for electrical connection.

Are you a professional and your project needs consulting and support?

[BOOK AN APPOINTMENT](#)



### Main specifications

EAN	8054793224558
Mounting	Wall
Light source type	LED
Light sources included	Yes
LED type	Power LED
Number of lamps	1
Power (W)	8
System power (W)	8.1
Lumen Output (lm)	582

### Physical

Colour	Deep Brown
Orientation	Fixed
Net weight (kg)	0.54
Package height (mm)	80
Package width (mm)	100
Package length (mm)	120
IP internal	65
Drive Over	No

### Download

Mounting instructions [↓ ZIP](#)

### Photometric Files

LDT / IES [↓ ZIP](#)

### Technical Drawings

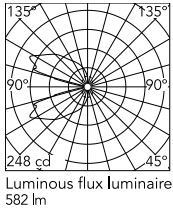
2D [↓ ZIP](#)

3D [↓ ZIP](#)

 Bim [↓ ZIP](#)



## Schematic light drawing



## Photometric

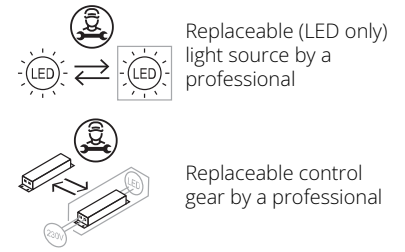
Lighting type	Direct, Indirect
Light distribution	Asymmetric
CCT (K)	2700
CRI>	80
Extreme cut off	No

## Electrical

Insulation class	I
Frequency (Hz)	50/60
Main voltage (Vac)	220-240
Power supply	Integrated
Dimmable	No
Power supply type	Non Dimmable
Dimming interface	Not Dimmable
Emergency	No

## Ecodesign and Energy Labelling

This product contains a light source of energy efficiency class E



## Accessories & Power Supply



OPTIONAL  
Accessory

F990E00A000

S.P.D. (SURGE PROTECTION  
DEVICE)